

**CONSOLIDATED ANNUAL PERFORMANCE EVALUATION REPORT
(CAPER)
FOR FEDERAL FISCAL YEAR 2017**



City of Davenport



*City of Davenport Fiscal Year
July 1, 2017 through June 30, 2018*

**Submitted to HUD on:
September 26, 2018**
Approved by HUD on:
August 6, 2019



Third Program Year CAPER

The CPMP Second Consolidated Annual Performance and Evaluation Report includes Narrative Responses to CAPER questions that CDBG, HOME, HOPWA, and ESG grantees must respond to each year in order to be compliant with the Consolidated Planning Regulations. The Executive Summary narratives are optional.

The grantee must submit an updated Financial Summary Report (PR26).

Formatting Notice:

The City of Davenport is required to submit this CAPER in the template provided by HUD, which contains specified questions, tables and other information and cannot be edited.

The HUD provided template contains formatting irregularities such as: columns that are too narrow, paragraphs split over more than one page, blank space, compressed text, and other discrepancies.

City Staff has compensated for these irregularities where possible, but many remain that cannot be changed.

Table of Contents

CR-05 - Goals and Outcomes	2
CR-10 - Racial and Ethnic composition of families assisted	8
CR-15 - Resources and Investments 91.520(a)	9
CR-20 - Affordable Housing 91.520(b)	15
CR-25 - Homeless and Other Special Needs 91.220(d, e); 91.320(d, e); 91.520(c)	17
CR-30 - Public Housing 91.220(h); 91.320(j)	19
CR-35 - Other Actions 91.220(j)-(k); 91.320(i)-(j)	20
CR-40 - Monitoring 91.220 and 91.230	26
CR-45 - CDBG 91.520(c)	29
CR-50 - HOME 91.520(d)	31
Attachment	34
1 - Year 43 Project Maps	34
2 - PR03 CDBG Activity Summary Report	39
3 - PR22 and PR23 HOME Accomplishment Reports	79
4 - HOME Inspection Report	82
5 - Financial Reports	87

CR-05 - Goals and Outcomes

Progress the jurisdiction has made in carrying out its strategic plan and its action plan.

91.520(a)

This could be an overview that includes major initiatives and highlights that were proposed and executed throughout the program year.

For the 3rd year of the Five Year Plan, the City is progressing towards meeting the goals identified. It is important to remember that the outcome indicators for the 5 year and annual plans are estimates made months, if not years, before actual funding levels and project applicants are known, and therefore are prone to some degree of uncertainty, particularly in the number and unit of measure for outcomes

Housing: Annual targets for Direct Financial Assistance to Homebuyers were exceeded, as the City developed a new downpayment program to fill the gap created by the closure of United Neighbors. New rental units goal was met with units begun in the prior program year. The Homeowner Housing Rehabilitated outcome was below the one year target. More projects are underway which were not completed in time for the CAPER. Note that in the five year outcome for "Direct Financial Assistance to Homebuyers" the number of households assisted is higher than the goal. This is because of the CDBG funded United Neighbors DREAM program, which provided downpayment assistance and homebuyer counseling in program years 41-42. The 5 year goal entered was based on the number of beneficiaries receiving downpayment assistance. The program required that participants attend homebuyer classes before receiving assistance. More people attend the classes than follow through with purchasing a home, therefore the class attendee number inflated the final total in these categories because of the way the HUD's PR23 report counts beneficiaries. In program years 41-43, 219 households attended the DREAM class only while 63 attended the class and went on to receive downpayment assistance. Economic Development: At the time the annual plan is created, it is impossible to know if economic development applications will be served under the businesses assisted or the jobs created indicator prescribed by HUD. Therefore, there is some variability in the annual plan goals. Per a manual count of what appears in IDIS, 10 jobs were reported during 2017, associated with six businesses. Additionally, seven businesses were assisted with façade grants in 2017 through the Economic Development Revolving Loan Fund; those are reported under the Infrastructure/Area Benefits category below. Eight more businesses have been awarded funds but have not yet reported any accomplishments, as well as two businesses that have been awarded façade grants but have not been completed.

Infrastructure and Area Benefits: One Public Facility/Infrastructure projects were completed in 2017, for sidewalk accessibility. One other activity is nearing completion but was not finished in time for this report. Also this year, seven façade grant projects were completed through the Economic Development Revolving Loan Fund. Because these are considered infrastructure/area benefit activities according to the City's program guidelines, they are reported in this category rather than in the Economic Development category.

Low Mod Clientele/Public Services: For Year 43, the Annual Action Plan prepared to meet HUD deadlines included the expected beneficiaries of the United Neighbors Summer Youth Program in the public service category. After the annual plan was prepared, United Neighbors closed and this program was not offered in Year 43. The closure of that program accounts for a large part of the shortfall from the annual plan goal for Year 43.

Comparison of the proposed versus actual outcomes for each outcome measure submitted with the consolidated plan and explain, if applicable, why progress was not made toward meeting goals and objectives. 91.520(g)

Categories, priority levels, funding sources and amounts, outcomes/objectives, goal outcome indicators, units of measure, targets, actual outcomes/outputs, and percentage completed for each of the grantee's program year goals.

Goal	Category	Source / Amount	Indicator	Unit of Measure	Expected – Strategic Plan	Actual – Strategic Plan	Percent Complete	Expected – Program Year	Actual – Program Year	Percent Complete
Administration and Planning	Planning and Administration	CDBG: \$ / HOME: \$	Other	Other	0	0				
Economic Development	Non-Housing Community Development	CDBG: \$	Facade treatment/business building rehabilitation	Business	0	1		0	0	
Economic Development	Non-Housing Community Development	CDBG: \$	Jobs created/retained	Jobs	250	29	11.60%	0	10	
Economic Development	Non-Housing Community Development	CDBG: \$	Businesses assisted	Businesses Assisted	25	16	64.00%	5	0	0.00%
Housing	Affordable Housing	CDBG: \$ / HOME: \$	Rental units constructed	Household Housing Unit	25	6	24.00%	6	6	100.00%
Housing	Affordable Housing	CDBG: \$ / HOME: \$	Rental units rehabilitated	Household Housing Unit	10	0	0.00%			
Housing	Affordable Housing	CDBG: \$ / HOME: \$	Homeowner Housing Added	Household Housing Unit	25	4	16.00%			

Housing	Affordable Housing	CDBG: \$ / HOME: \$	Homeowner Housing Rehabilitated	Household Housing Unit	75	49	65.33%	15	7	46.67%
Housing	Affordable Housing	CDBG: \$ / HOME: \$	Direct Financial Assistance to Homebuyers	Households Assisted	75	282	376.00%	17	21	123.53%
Infrastructure and Area Benefits	Non-Housing Community Development	CDBG: \$ / HOME: \$	Public Facility or Infrastructure Activities other than Low/Moderate Income Housing Benefit	Persons Assisted	300	586	195.33%	0	585	
Infrastructure and Area Benefits	Non-Housing Community Development	CDBG: \$ / HOME: \$	Public Facility or Infrastructure Activities for Low/Moderate Income Housing Benefit	Households Assisted	0	3		2245	0	0.00%
Infrastructure and Area Benefits	Non-Housing Community Development	CDBG: \$ / HOME: \$	Facade treatment/business building rehabilitation	Business	0	7		0	7	
Infrastructure and Area Benefits	Non-Housing Community Development	CDBG: \$ / HOME: \$	Businesses assisted	Businesses Assisted	0	0		0	0	
Infrastructure and Area Benefits	Non-Housing Community Development	CDBG: \$ / HOME: \$	Buildings Demolished	Buildings	5	1	20.00%			

Low-Mod Clientele and Public Services	Homeless Non-Homeless Special Needs Non-Housing Community Development	CDBG: \$	Public service activities other than Low/Moderate Income Housing Benefit	Persons Assisted	13000	862	6.63%	1410	862	61.13%
Low-Mod Clientele and Public Services	Homeless Non-Homeless Special Needs Non-Housing Community Development	CDBG: \$	Homeless Person Overnight Shelter	Persons Assisted	2000	339	16.95%	273	339	124.18%
Low-Mod Clientele and Public Services	Homeless Non-Homeless Special Needs Non-Housing Community Development	CDBG: \$	Overnight/Emergency Shelter/Transitional Housing Beds added	Beds	0	0		0	0	

Table 1 - Accomplishments – Program Year & Strategic Plan to Date

Assess how the jurisdiction's use of funds, particularly CDBG, addresses the priorities and specific objectives identified in the plan, giving special attention to the highest priority activities identified.

Note that, in the table above, a manual total was entered in the "Actual Strategic Plan" column. IDIS did not display a total of actual Year 41 - 43 accomplishments, as it should have.

All of the funds expended during the program year directly addressed the priorities and objectives identified in the Five Year Consolidated and Annual Action Plans. Funding decisions were based on the following process:

During the consolidated plan public participation process, four needs were identified:

- increasing affordable decent housing for both renters and homeowners, particularly larger units, those households with very low incomes, and units outside areas of concentrated low income and minority populations;
- increasing employment and business opportunities in the community to address lack of employment opportunities, particularly for younger workers, low to moderate income households, and minorities;
- increasing neighborhood quality and safety through better code enforcement and nuisance violations, removing blighting conditions;
- providing improved neighborhood infrastructure; providing services to residents, particularly those that benefit youth, improve transportation options and financial literacy.

In the process of developing the annual plan, the needs were used to develop local objectives to for the program year:

- improve the availability and livability of affordable housing in Davenport neighborhoods;
- support programs to retain existing businesses, to attract new businesses, and to assist small business clients;
- provide support for human needs for the citizens of Davenport emphasizing building life skills.

The Citizen's Advisory Committee, which makes annual local objective and funding recommendations to the City Council, did not recommend setting a higher priority among or between these objectives. The CAC's recommendations for local objectives was accepted by the City Council in October 2016.

Utilizing these needs and objectives, a CDBG application process was undertaken to identify non-profit groups and city departments that could address the objectives. Successful applicants were awarded CDBG grant funding to undertake programs and projects that addressed the needs and objectives identified in the plan. A detailed breakdown of the CDBG funds awarded and accomplishments reported for each activity funded is available in the PR03 CDBG Activity Summary Report, available as Attachment 2 to the this document.

CR-10 - Racial and Ethnic composition of families assisted

Describe the families assisted (including the racial and ethnic status of families assisted).

91.520(a)

	CDBG	HOME
White	615	0
Black or African American	400	13
Asian	0	0
American Indian or American Native	8	0
Native Hawaiian or Other Pacific Islander	0	0
Total	1,023	13
Hispanic	79	0
Not Hispanic	944	13

Table 2 – Table of assistance to racial and ethnic populations by source of funds

Narrative

The table above is labeled families assisted, however, the data is reporting on both families and persons assisted, per the eCon Planning Suite Desk Guide, April 2016, page 260.

As demonstrated in the table above, for CDBG and HOME combined, 41% of those assisted were racial minorities, and 8% were Hispanic.

A detailed breakdown of the CDBG funds awarded and accomplishments reported for each activity funded is available in the PR03 CDBG Activity Summary Report, available as Attachment 2 to this document.

CR-15 - Resources and Investments 91.520(a)

Identify the resources made available

Source of Funds	Source	Resources Made Available	Amount Expended During Program Year
CDBG	CDBG	2,993,596	
HOME	HOME	1,538,919	
HOPWA	HOPWA		
ESG	ESG		
Other	Other		

Table 3 - Resources Made Available

Narrative

For CDBG:

The annual allocation was the same as was estimated in the plan. Less program income was earned during the program year and more prior year resources were rolled over from Year 42 into Year 43 than was estimated when the plan was created.

IDIS calculated an expended amount of \$1,959,312.28 for the program year. This does not agree with the number represented by actual vouchers created during this program year. The correct number is \$2,006,938.28, based on PR07. The difference is \$593,241.18.

For HOME:

The annual allocation was the same as was estimated in the plan. More program income was earned during the program year and more prior year resources were rolled over from Year 42 into Year 43 than was estimated when the plan was created.

IDIS calculated an expended amount of \$516,480 for the program year. This does not agree with the number represented by actual vouchers created during this program year. The correct number is \$582,674.02, based on PR07. The difference is \$66,194.02.

For more detail on the differences between estimated and actual amount, please see the CD-15 Adjustments included as part of Attachment 5.

Identify the geographic distribution and location of investments

Target Area	Planned Percentage of Allocation	Actual Percentage of Allocation	Narrative Description

Table 4 – Identify the geographic distribution and location of investments

Narrative

In preparing the annual plan, the public input process revealed that 62% of survey respondents support targeting funds in low to moderate income areas. A review of both the Analysis of Impediments to Fair Housing and the Housing Needs Assessment indicated that the City should continue to balance investment between older areas of the city with higher concentrations of low income and minority residents and making new affordable housing opportunities available in parts of the City where they are not already present.

In attempting to balance those needs, the City has chosen to make all programs available citywide, so that the largest group of eligible residents may take advantage of them. However, the nature of certain activities mean that the benefits of these activities are likely to be concentrated in low to moderate income areas. Examples of programs likely to be most utilized in older areas are:

- housing rehabilitation programs, which will likely benefit homeowners in areas of the city with the oldest and least well maintained housing stock,
- public service programs, which are likely to benefit areas where low to moderate income households are most concentrated.

A map of projects completed in program year 2017 is available in Attachment 1.

Leveraging

Explain how federal funds leveraged additional resources (private, state and local funds), including a description of how matching requirements were satisfied, as well as how any publicly owned land or property located within the jurisdiction that were used to address the needs identified in the plan.

The City of Davenport and its sub recipients were able to leverage CDBG funds at a rate of over \$4.50 in non-formula funds for every \$1 of formula funds.

The HOME program requires a 25% non-federal match on expenditures. The HOME match requirements are met through non-Federal sources (including but not limited to owner cash, private grants, and private loans) and the match balance from prior years. In some cases, the City uses match reserves to satisfy HOME match requirements on owner-occupied rehab activities. HUD may determine a participating jurisdiction is eligible for a reduction in the required level of contributed match based on one of three factors: the percentage of families living in poverty, per capita income, and/or presidentially declared disaster areas. For program year 43, the City of Davenport did not qualify for a match reduction. This year, the City met its match requirement with some excess match carried over from prior years.

Fiscal Year Summary – HOME Match	
1. Excess match from prior Federal fiscal year	5,482,749
2. Match contributed during current Federal fiscal year	471,126
3. Total match available for current Federal fiscal year (Line 1 plus Line 2)	5,953,875
4. Match liability for current Federal fiscal year	95,252
5. Excess match carried over to next Federal fiscal year (Line 3 minus Line 4)	5,858,623

Table 5 – Fiscal Year Summary - HOME Match Report

Match Contribution for the Federal Fiscal Year								
Project No. or Other ID	Date of Contribution	Cash (non-Federal sources)	Foregone Taxes, Fees, Charges	Appraised Land/Real Property	Required Infrastructure	Site Preparation, Construction Materials, Donated labor	Bond Financing	Total Match
1093	11/02/2017	0	187,090	0	0	0	0	187,090
1098	03/07/2017	0	284,036	0	0	0	0	284,036

Table 6 – Match Contribution for the Federal Fiscal Year

HOME MBE/WBE report

Program Income – Enter the program amounts for the reporting period				
Balance on hand at beginning of reporting period \$	Amount received during reporting period \$	Total amount expended during reporting period \$	Amount expended for TBRA \$	Balance on hand at end of reporting period \$
346,284	679,396	76,749	0	648,931

Table 7 – Program Income

Minority Business Enterprises and Women Business Enterprises – Indicate the number and dollar value of contracts for HOME projects completed during the reporting period						
	Total	Minority Business Enterprises				White Non-Hispanic
		Alaskan Native or American Indian	Asian or Pacific Islander	Black Non-Hispanic	Hispanic	
Contracts						
Dollar Amount	0	0	0	0	0	0
Number	0	0	0	0	0	0
Sub-Contracts						
Number	0	0	0	0	0	0
Dollar Amount	0	0	0	0	0	0
	Total	Women Business Enterprises	Male			
Contracts						
Dollar Amount	0	0	0			
Number	0	0	0			
Sub-Contracts						
Number	0	0	0			
Dollar Amount	0	0	0			

Table 8 - Minority Business and Women Business Enterprises

Minority Owners of Rental Property – Indicate the number of HOME assisted rental property owners and the total amount of HOME funds in these rental properties assisted						
	Total	Minority Property Owners				White Non-Hispanic
		Alaskan Native or American Indian	Asian or Pacific Islander	Black Non-Hispanic	Hispanic	
Number	0	0	0	0	0	0
Dollar Amount	0	0	0	0	0	0

Table 9 – Minority Owners of Rental Property

Relocation and Real Property Acquisition – Indicate the number of persons displaced, the cost of relocation payments, the number of parcels acquired, and the cost of acquisition						
Parcels Acquired		0		0		
Businesses Displaced		0		0		
Nonprofit Organizations Displaced		0		0		
Households Temporarily Relocated, not Displaced		0		0		
Households Displaced	Total	Minority Property Enterprises				White Non-Hispanic
		Alaskan Native or American Indian	Asian or Pacific Islander	Black Non-Hispanic	Hispanic	
Number	0	0	0	0	0	0
Cost	0	0	0	0	0	0

Table 10 – Relocation and Real Property Acquisition

CR-20 - Affordable Housing 91.520(b)

Evaluation of the jurisdiction's progress in providing affordable housing, including the number and types of families served, the number of extremely low-income, low-income, moderate-income, and middle-income persons served.

	One-Year Goal	Actual
Number of Homeless households to be provided affordable housing units	0	0
Number of Non-Homeless households to be provided affordable housing units	42	34
Number of Special-Needs households to be provided affordable housing units	0	0
Total	42	34

Table 11 – Number of Households

	One-Year Goal	Actual
Number of households supported through Rental Assistance	0	0
Number of households supported through The Production of New Units	10	6
Number of households supported through Rehab of Existing Units	15	7
Number of households supported through Acquisition of Existing Units	17	21
Total	42	34

Table 12 – Number of Households Supported

Discuss the difference between goals and outcomes and problems encountered in meeting these goals.

Production of new units: ten new construction rental units were expected to be completed in 2017. This included six rental units under construction and four units for a project that was expected to begin in summer 2017. However, the expected project did not come to fruition, and the six units were completed.

Rehab of existing units: The City's housing rehabilitation program assisted seven households this year, short of the 15 that were estimated. The City did several mailings and other targeted outreach for the

oprogram, and while eligible applications were generated from those efforts, many of them did not reach contract stage before the end of the program year and therefore will be reported on next year's CAPER.

Acquisition of existing units: The City exceeded the goal for acquisition of existing units. Twenty one households were assisted, including three that were completed from last year's contract with United Neighbors and an additional 18 funded through the City's downpayment program, which was developed to fill the cap after United Neighbors closed.

Discuss how these outcomes will impact future annual action plans.

In future Five Year Consolidated Plans, the City will set new unit production goals more conservatively in order to accommodate unexpected financing or construction delays. Also, care will be taken not to duplicate unit completion goals in AnnualAction Plans. For example, the six units that were expected to be completed (but not completed) in 2016 were also included in the 2017 plan. This could lead to the impression that 12 units were expected across the two years rather than the actual total of six. This could falsely indicate that only 50% of the goal was reached though that is not the case.

Include the number of extremely low-income, low-income, and moderate-income persons served by each activity where information on income by family size is required to determine the eligibility of the activity.

Number of Households Served	CDBG Actual	HOME Actual
Extremely Low-income	2	2
Low-income	4	1
Moderate-income	22	3
Total	28	6

Table 13 – Number of Households Served

Narrative Information

CR-25 - Homeless and Other Special Needs 91.220(d, e); 91.320(d, e); 91.520(c)

Evaluate the jurisdiction's progress in meeting its specific objectives for reducing and ending homelessness through:

Reaching out to homeless persons (especially unsheltered persons) and assessing their individual needs

Local homeless service agencies continue to engage those unsheltered through active outreach efforts. Humility of Mary Shelter, Inc., Vera French, The Center, and the VA Homeless Outreach team provide coordinated, weekly outreach in both the urban and rural parts of Scott County. The Balance of State Continuum of Care continues to utilize the Vulnerability Index-Service Prioritization Decision Assistance Tool (VI-SPDAT). This tool helps agencies identify people who have the highest need and then recommends an appropriate housing intervention, thus quickly prioritizing people for services.

Addressing the emergency shelter and transitional housing needs of homeless persons

Balance of State Continuum of Care made funding decisions based on priorities identified in the FY 2017 Continuum of Care Notice of Funding Availability (NOFA). The 2017 HUD NOFA prioritizes programs that utilize a low barrier Housing First approach that prioritizes rapid placement in permanent housing. To strengthen this priority, the 2017 HUD NOFA allows CoCs to create new Joint Transitional Housing and Rapid Rehousing projects to better serve homeless individuals and families. Many local homeless service agencies have received Rapid Rehousing and Transitional Housing grant funds and implemented those programs to address the needs of those experiencing homelessness.

Helping low-income individuals and families avoid becoming homeless, especially extremely low-income individuals and families and those who are: likely to become homeless after being discharged from publicly funded institutions and systems of care (such as health care facilities, mental health facilities, foster care and other youth facilities, and corrections programs and institutions); and, receiving assistance from public or private agencies that address housing, health, social services, employment, education, or youth needs

The 2017 HUD NOFA reestablished Rapid Rehousing as a priority; to reflect this priority, numerous agencies in the Balance of State Continuum of Care reallocated funding to this priority to balance their portfolio of homeless services. Other local agencies were already providing Rapid Rehousing for victims of domestic violence and veterans. The addition of Rapid Rehousing granted for the general population has helped to prevent very low-income individuals and families from ever entering the homeless system. The 2017 HUD NOFA also allows permanent supportive housing projects to broaden their participant base by introducing DedicatedPLUS. DedicatedPLUS allows PSH projects to serve individuals and families who may not fit the definition of chronically homeless, but still experience significant barriers to housing stability. Additionally, the Balance of State Continuum of Care is working to adopt policies and

procedures to create a Coordinated Entry process to reduce or eliminate the negative consequences of homelessness by streamlining access to housing and other supportive services in the community. Many local homeless service agencies are actively participating in the Coordinated Entry process and are regularly holding pull meetings to work together to reduce or eliminate the negative consequences of homelessness.

Helping homeless persons (especially chronically homeless individuals and families, families with children, veterans and their families, and unaccompanied youth) make the transition to permanent housing and independent living, including shortening the period of time that individuals and families experience homelessness, facilitating access for homeless individuals and families to affordable housing units, and preventing individuals and families who were recently homeless from becoming homeless again

Agencies who receive funding through the Balance of State Continuum of Care continue to use a prioritization tool to help determine who needs the most assistance and who is most vulnerable. The use of the Vulnerability Index-Service Prioritization Assistance Tool effectively shortens the length of time someone is homeless by prioritizing the most vulnerable first for services. An increase in permanent supportive housing units as well as rapid rehousing and Transitional Housing projects across the CoC has helped to reduce the length of time someone remains homeless and then through case management, prevents individuals from becoming homeless again.

CR-30 - Public Housing 91.220(h); 91.320(j)

Actions taken to address the needs of public housing

The Davenport Office of Assisted Housing waiting list is currently closed but the public is offered a handout with other low income housing in the area, as well as other local housing authorities that may be able to assist them sooner.

Actions taken to encourage public housing residents to become more involved in management and participate in homeownership

The Davenport Office of Assisted Housing provides information about local programs offering assistance for homeownership to current participants and/or applicants to the programs that they administer.

Actions taken to provide assistance to troubled PHAs

The Davenport Office of Assisted Housing is not a troubled PHA.

CR-35 - Other Actions 91.220(j)-(k); 91.320(i)-(j)

Actions taken to remove or ameliorate the negative effects of public policies that serve as barriers to affordable housing such as land use controls, tax policies affecting land, zoning ordinances, building codes, fees and charges, growth limitations, and policies affecting the return on residential investment. 91.220 (j); 91.320 (i)

In 2013, the City of Davenport completed an updated Analysis of Impediments to Fair Housing. The Analysis of Impediments to Fair Housing contained several suggested action items. Among them was a suggestion to increase consideration of fair housing in the comprehensive planning process, multifamily development, and zoning processes. The City of Davenport has taken several steps to move forward in this process. On August 10, 2016, the City adopted a new land use element to the Comprehensive Plan. One significant change was to eliminate the “Residential Limited” category, which promoted low density residential development exclusively. This category was redesignated as Residential General, which includes higher density dwellings along edges, transition areas, urban corridors and near neighborhood uses like schools, churches, and corner stores. As a follow up to the Comprehensive Plan land use update, the City has contracted with a private consultant to create a new zoning ordinance and map. Increasing density through the incorporation of quality designed, multi-family housing development will be a major topic of discussion, as will zoning definitions for family and group homes. This process is scheduled to be completed and approved by City Council in January 2019.

The Analysis of Impediments to Fair Housing recommended that the City continue its strategy of balancing housing investments between revitalizing older areas and developing new affordable housing where it has not been traditionally available. Toward that end, all CDBG and HOME funded programs remain available citywide.

Currently the City has hired a a consultant to update the Analysis of Impediments to Fair Housing. This initiative began as an effort to complete an Assessment of Fair Housing under the Affirmatively Furthering Fair Housing Rule, but was converted to an updated Analysis of Impediments after HUD issued guidance to grantees to return to stop preparing and submitting Assessments of Fair Housing in early 2018. The update will be carried out in partnership with the nearby cities of Moline and Rock Island Illinois, and will be completed in 2019.

Actions taken to address obstacles to meeting underserved needs. 91.220(k); 91.320(j)

In meeting underserved needs, the largest obstacle remains the availability of funding to address needs. The CDBG and HOME funding available for this program year has declined by more than 45% from the highest funding year, even while the need has stayed the same or grown.

Because funding is not available to meet all needs, the Citizens’ Advisory Committee, which is responsible for evaluating applications and awarding funding, has put in place an evaluation process that places a higher point value on closely addressing the identified local objectives and on compliance

and performance in carrying out funded activities. In this way, the CAC is attempting to use the limited federal dollars available in the most efficient manner.

In addition to availability of funding, eligible non-profit partners in the community must bring forward applications for programs to meet identified needs and local objectives. In the current program year, no applications were received for transportation or financial literacy programs, though those are needs identified through the planning process. In the absence of an eligible, qualified applicant to carry out these activities, the City is unable to fund them in the current program year.

Underserved groups are defined by HUD as homeless, transitional housing clients and people with special needs. To address the needs of these underserved groups, the City provided CDBG funds to support several programs addressing the needs of these groups. They include:

- Vera French Community Mental Health Center provides supportive community housing for those suffering from mental illness
- Humility of Mary Housing provides supportive transitional housing for single parent families
- Salvation Army provides shelter and transitional housing services for homeless and formerly homeless families
- Family Resources SafePath program provides shelter, counseling, and legal advocacy for survivors of domestic violence
- The City's Neighborhood Revitalization and Housing Revitalization Fund provides assistance to those with physical disabilities in making the exterior and interior of their homes more accessible

A detailed breakdown of the CDBG funds awarded and accomplishments reported for each of these activities is available in the PR03 CDBG Activity Summary Report, available as Attachment 2 to this document.

Actions taken to reduce lead-based paint hazards. 91.220(k); 91.320(j)

All of the housing rehabilitation programs offered by the City and subrecipient agencies adhere to lead based paint regulations. This includes programs for homeownership, where homes are acquired, rehabilitated and sold to eligible households; as well as owner occupied rehabilitation programs for households that already own their homes. In both programs, federal funding is utilized to remediate or abate lead hazards as appropriate according to regulations. In all rehabilitation projects, lead safe work practices are used at all times when lead is present.

In addition to rehabilitating existing housing, the City was encouraged by the Analysis of Impediments to Fair Housing to continue to balance federal investments between the revitalization of older areas and the provision of new housing opportunities outside of areas where they have traditionally been available. In continuing this strategy, the City has funded the construction of a variety of new housing units, both owner occupied and rental, that will obviously be lead free by virtue of the fact that lead

based paint is no longer produced or allowed.

Rehabilitation programs are available to families with lead poisoned children as well. Such families are referred by the Scott County Health Department at their discretion when they are detected. Because the State of Iowa has mandated that all children entering kindergarten be tested for lead based paint, the incidence of lead poisoning among children is now one that can be detected and addressed earlier.

Actions taken to reduce the number of poverty-level families. 91.220(k); 91.320(j)

The City allocated CDBG funds to activities that assist in reducing the number of poverty level families in Davenport. A detailed breakdown of the CDBG funds awarded and accomplishments reported for each of these activities is available in the PR03 CDBG Activity Summary Report, available as Attachment 2 to the this document. These programs included:

- economic development activities that create or retain jobs for low to moderate income workers and/or business owners,
- shelter, transitional housing, supportive services for low income homeless and recently homeless families
- rental unit rehabilitation/production, homeowner rehabilitation and homebuyer opportunities for low to moderate income households,
- public service activities that support mentoring, after school, and summer programs for low to moderate income children
- Shelter and housing with supportive services for the mentally ill and survivors of domestic violence

All of the activities funded through the CDBG and HOME programs are available to poverty level families, and the City has sought to balance the investment of federal funds between economic development activities that benefit low to moderate income business owners and employees in creating or retaining jobs; public service activities for families that need access to supportive services and enrichment activities; homeownership and rehabilitation opportunities for families that would like to purchase or improve a home; and rental development to ensure an adequate supply of decent, affordable housing for those who cannot afford or are not ready for homeownership.

While many of these programs provide services to families who are low to moderate income, the intention is that, particularly through economic development, affordable homeownership, and child enrichment activities that families will be able to utilize their saved or gained resources to climb out of poverty. In particular, youth programs funded through CDBG are intended to provide resources, mentoring, and skills to young residents that help to break the cycle of poverty.

All of the programs funded through the CDBG and HOME funds are available citywide and to all eligible low to moderate income residents. The Analysis of Impediments to Fair Housing and the Housing Needs Assessment both encouraged the City to continue to balance the investment of federal funds between

revitalizing older areas where low income and minority residents are concentrated and to invest in new affordable housing opportunities in areas of the City where they have not been traditionally available. By attempting to meet the housing, service, and economic development needs of poverty level residents to the extent feasible with funds available, it is hoped that more residents will be able to rise out of poverty.

Actions taken to develop institutional structure. 91.220(k); 91.320(j)

While no specific gaps were identified in the institutional structure and service delivery system through the public input process in the Five Year Consolidated Plan or the Annual Action Plan, a need was identified for additional housing units affordable to households with very low incomes. The City continues to work with for profit and nonprofit housing providers as well as the Office of Assisted Housing to address, that need. Towards that end, the Office of Assisted Housing has made changes to the Section 8 Administrative Plan that reduced the Subsidy Standard and Payment Standard to enable more families to participate in the program. The Office of Assisted Housing has also implemented local preferences for available Section 8 vouchers. With these changes complete, OAH staff updated and sorted waiting lists and were able to assist an additional 50 families during this program year.

Actions taken to enhance coordination between public and private housing and social service agencies. 91.220(k); 91.320(j)

Coordination and cooperation can be seen in the level of participation in the preparation of this annual performance report and the development of the annual plan. It was also demonstrated through the City's participation on various housing development boards. City staff, housing, and service providers actively worked together on several long-term projects. Communication was facilitated through a number of channels such as the CDBG and HOME programs, public and assisted housing programs, newsletters, neighborhood projects and programs, and consultations and collaboration on special projects.

The following information illustrates a number of examples of coordination efforts between the City of Davenport and housing and social service providers:

City of Davenport: Cooperation and coordination efforts continued through the City's participation on various boards, such as the Q.C. Shelter and Transitional Housing Council, the Quad Cities Housing Cluster and the Quad Cities Housing Council. The City is also represented on the board of several neighborhood SSMID and business associations, such as the Hilltop Campus Village and the Hilltop SSMID.

Office of Assisted Housing: Works with Vera French Community Mental Health Center, New Choices, and Handicapped Development Center regarding the support service needs of Heritage residents. In addition, the VASH Program continued this year. It is a partnership program with the Veteran's Administration for housing chronically homeless veterans and their families. Staff also works with

Community Services, a department of the Scott County government, to ensure that rent accounts remain current for those residents with representative payees. The Office continued outreach efforts by providing program information to various social service agencies and by providing a guest speaker for agency meetings. The Housing Programs Manager continues to be a member of the Training Team for the Davenport Crime Free Multi-Housing Program. The Program is sponsored by the Davenport Police Department and is a partnership between law enforcement and rental property managers to help tenants, owners, and managers keep drugs and illegal activities off rental property. Two training sessions were held during the fiscal year.

State Workforce Housing Tax Credit Program: through the State of Iowa Workforce Housing Tax Credit Program (WHTC) qualifying housing developers are eligible for various state tax advantages for rehabilitating or building multi-family developments in Davenport. Housing developers can receive investment tax credits and sales tax refunds on their investments that are directly related to new housing construction or rehabilitation. These credits were used during this program year, however, the State has suspended the program for the upcoming year.

Through the CDBG program, the City funds a variety of subrecipients that serve low income and special needs populations in the public service category. Comprised of eight agencies operating public services programs, these subrecipients represent a wide variety of public, private and social service agencies.

Identify actions taken to overcome the effects of any impediments identified in the jurisdictions analysis of impediments to fair housing choice. 91.520(a)

In 2013, Davenport completed an updated Analysis of Impediments to Fair Housing. The AI contained several suggested action items, including:

Improve Affirmative Marketing and Site Selection Policies for the HOME Program

- The City is currently undertaking an updated AI process in partnership with the cities of Rock Island and Moline, Illinois. The City has also revised its Affirmative Marketing requirements for HOME assisted projects. As always, the City is requiring HOME assisted projects that exceed 5 units to submit project specific Affirmative Marketing plans per HOME regulations. The City was monitored by HUD in 2018 and the visit included review of the City's site selection policies. No issues were identified by HUD during this review.

Increase the availability of affordable accessible units

- Both the Public works department and Davenport's Civil Rights Commission continue to evaluate plans for new construction and significantly rehabilitated rental projects to ensure that accessibility features are included according to applicable law. This year the City worked with two developers funded with HOME to complete newly constructed rental units. These projects met accessibility requirements under applicable law. The Office of Assisted Housing has also

remodeled existing assisted units to make them accessible. Several units have been completed and more are planned.

Increase consideration of fair housing in the comprehensive planning process, multifamily development, and zoning processes.

- The City of Davenport has taken several steps in this process: In 2016, the City adopted a new land use element to the Comprehensive Plan. One significant change was to eliminate the “Residential Limited” category, which promoted low density residential development exclusively. This category was redesignated as Residential General, which includes higher density dwellings along edges, transition areas, urban corridors and near neighborhood uses like schools, churches, and corner stores. As a follow up to the Comprehensive Plan land use update, the City has contracted with a private consultant to create a new zoning ordinance and map. Increasing density through the incorporation of quality designed, multi-family housing development will be a major topic of discussion, as will zoning definitions for family and group homes.

Amend the Housing Commission admissions and Management plans.

- Over the past year, the Office of Assisted Housing has made changes to the Section 8 Administrative Plan that reduced the Subsidy Standard and Payment Standard to enable more families to participate in the program. The Office of Assisted Housing has also implemented local preferences for available Section 8 vouchers. With these changes complete, OAH staff updated and sorted waiting lists and were able to assist an additional 80 families during this program year. HUD has accepted these changes and the admissions and management plans as submitted.

The AI recommended that the City continue its strategy of balancing housing investments between revitalizing older areas and developing new affordable housing where it has not been traditionally available. Toward that end, all CDBG and HOME funded programs remain available citywide.

The City has hired a consultant to update the Analysis of Impediments to Fair Housing. The City has agreed to prepare a regional AI with the cities of Moline and Rock Island Illinois. The updated AI will be completed in 2019.

CR-40 - Monitoring 91.220 and 91.230

Describe the standards and procedures used to monitor activities carried out in furtherance of the plan and used to ensure long-term compliance with requirements of the programs involved, including minority business outreach and the comprehensive planning requirements

Federal Programs are monitored as required according to applicable regulations:

CDBG:

- The City has the responsibility to monitor its subrecipients for program compliance. CDBG Administration staff performs risk assessments on all subrecipients annually. The results of these risk assessments determine whether the subrecipient will receive an on-site visit, a desktop review, or some combination of the two. Factors that indicate a subrecipient may be high risk include high staff turnover, late or incorrect payout requests and/or quarterly reports, findings or concerns in the previous year, and length of time since the previous on site visit. During the monitoring visit, staff examines financial records, intake and participation records, and agency policies and procedures. Any concerns or findings are presented to the agency director and the chair of the agency's board of directors. Findings and concerns are presented to Agency Staff at an exit meeting, and are also conveyed in writing to the director and board chair. Staff follow-up on any concerns or findings identified through monitoring to ensure that the agency has made appropriate changes to ensure program compliance. Ongoing or repeated compliance issues may result in more frequent monitoring, file by file review with CDBG Administration staff approval required before proceeding, or termination of the CDBG subrecipient agreement.

HOME:

- The City has the responsibility to monitor HOME funded projects during the affordability period. CDBG Administration staff performs risk assessments on all rental developments still in the affordability period annually. The results of these risk assessments determine whether the development will receive an on-site visit, a desktop review, or some combination of the two. Factors that indicate a development may be high risk include high staff turnover, late or incorrect reports, tenant complaints, cash flow concerns, findings or concerns in the previous year, and length of time since the previous on site visit. During the monitoring visit, staff examines intake and tenant records, policies and procedures. Any concerns or findings are presented to the property manager and owner. Staff follow-up on any concerns or findings identified through monitoring to ensure that the agency has made appropriate changes to

ensure program compliance. Ongoing or repeated compliance issues may result in more frequent monitoring, file by file review with HOME Administration staff approval required before proceeding, or repayment of funds.

To ensure all rental units in the city are being maintained to required property standards, the City of Davenport enforces required rental property licensing, inspection, and landlord training programs. HOME units are inspected by the City's Neighborhood Services Division in conjunction with the City's rental property inspection program. In addition to these citywide requirements, the Development division of the Community Planning and Economic Development Department conducts the HOME required Housing Quality Standards inspections for all HOME monitored properties on a 3 year cycle per the 2013 HOME Final Rule. City staff is awaiting guidance on the UPCS inspectable items mentioned in the 2013 HOME Final Rule so that those items can be implemented. Until then, the HQS standards are being utilized. The Office of Assisted Housing annually inspects those units occupied by Section 8 tenants.

Citizen Participation Plan 91.105(d); 91.115(d)

Describe the efforts to provide citizens with reasonable notice and an opportunity to comment on performance reports.

The Public Participation Plan is available as an attachment to the 2015-2019 Five Year Consolidated Plan. The Citizen Participation Plan was updated in July 2018 to incorporate HUD's withdrawal of the Affirmatively Furthering Fair Housing Rule requirements and to reinstate requirements for an Analysis of Impediments to Fair Housing instead. Public input opportunities are outlined below:

The objectives developed during this process as described in section CD-05 were used by the Citizen's Advisory Committee during their evaluation of applications for Year 43 grant funds. Applications were received in January 2017 and in March 2017 the Citizen's Advisory Committee recommended awards for all of the programs that applied. A public hearing was held regarding the draft allocation amounts on March 15, 2017. Council approval of the draft allocations took place on March 22, 2017. The draft annual action plan was available for public comment for 14 days, as directed by HUD in a memo dated May 10, 2017. The annual action plan was available for public comment from July 12, 2017 through July 25, 2017. Final approval of the actual allocation amounts and approval of the Year 43 annual plan took place at the July 26, 2017 City Council meeting, after HUD announced the actual CDBG and HOME allocation amounts. There were additional opportunities for public comment at each of these meetings.

The City's Citizen Participation Plan requires, in accordance with HUD regulations, that public notice is published of the availability of the CAPER for comment. The report is made available for 15 days at all three public libraries, on the City's website, and at City Hall. The report is also the subject of a public

hearing before City Council prior to the submission of the CAPER to HUD. The hearing is held in an accessible location and the availability of accommodations for those who need them is published in the public notice, in the CAPER itself, and in the meeting announcements and agenda. Written comments are accepted, as are oral comments from the public hearing. Oral interpretation is available upon request for those with limited English proficiency, as are copies of the CAPER in accessible formats.

This Draft CAPER will be available for a 15-day public review and comment period from September 4 through September 18, 2018. A public hearing will be held on September 19, 2018 at 5:30 p.m., in the Council Chambers, Davenport City Hall, 226 W 4th Street, Davenport.

Notice of the public hearing and availability of the CAPER will be published in the *Quad City Times* on or about September 1, 2018.

The Draft of the CAPER will be available for review at the following locations: Davenport City Hall located at 226 W. 4th Street; the Davenport Public Libraries located at 321 Main Street, 3000 Fairmount Street, and 6000 Eastern Avenue; and on the City's website www.cityofdavenportiowa.com.

Any comments received during the comment period or at the public hearing will be included in the CAPER along with the City's response to the comments.

CR-45 - CDBG 91.520(c)

Specify the nature of, and reasons for, any changes in the jurisdiction's program objectives and indications of how the jurisdiction would change its programs as a result of its experiences.

Are the activities and strategies making an impact on identified needs? - Areas of need were identified in the Five-Year Plan, local objectives were based on those areas of need and each local objective was tied to a specific goal in the plan. Applicants are required to address at least one local objective to be funded; therefore all of the activities funded are directly related to the goals in the Five Year Plan. Progress towards the goals is shown in Table 1. As demonstrated by the data, CDBG and HOME funded programs are making an impact on identified needs.

What indicators would best describe the results? - One indicator of results is the percentage of CDBG funds expended to benefit low to moderate income persons. CDBG regulations require a minimum of 70%, but the City of Davenport has historically exceeded this minimum, expending nearly 100% to benefit low and moderate income persons. Progress towards meeting goals is described in Section CR-05. However, it is important to remember that the goal setting process for the Five Year and Annual Plans requires that goals be set far in advance, long before funding levels and program applicants are known. That has resulted in some variability among the goals set.

What barriers may have a negative impact on fulfilling the strategies and the overall vision? - In meeting underserved needs, the largest barrier remains the availability of funding to address needs. The CDBG and HOME funding available for this program year has declined by more than 45% from the highest funding year, even while the need has remained. Because funding is not available to meet all needs, the Citizens' Advisory Committee, which is responsible for evaluating applications and awarding funding, has put in place an evaluation process that places a higher point value on closely addressing the identified local objectives and on compliance and performance in carrying out funded activities. In this way, the CAC is attempting to use the limited federal dollars available in the most efficient manner. In addition to availability of funding, eligible non-profit partners in the community must bring forward applications for programs to meet identified needs and local objectives. In the absence of an eligible, qualified applicant to carry out these activities, the City is unable to fund them. Other than lack of funding, no barriers were identified as having a negative impact on fulfilling the strategies and overall vision.

What is the status of grant programs? - Both CDBG and HOME programs are underway and operating within federal guidelines. City staff is completing year end reports for Year 43 and have completed the Year 44 allocation cycle, with eight subrecipients contracted for Year 44, as well as two City run revolving loan funds.

Are any activities or types of activities falling behind schedule? - All activities funded in IDIS are underway. Staff continues to work with subrecipients to meet federal regulations and strengthen their ability to operate independently. Regarding development activities, some schedule elements are outside

of City control. For example, two new homebuyer units were under construction in Year 43. While construction was completed on time, final occupancy did not take place until after the end of the program year, too late to be reported in this CAPER.

Are grant disbursements timely? - The City met the CDBG timeliness requirement for this program year as well as obligation and expenditure deadlines for HOME for this program year.

Are major goals on target? - Progress towards meeting goals is described in Section CR-05.

Does this Jurisdiction have any open Brownfields Economic Development Initiative (BEDI) grants?

No

[BEDI grantees] Describe accomplishments and program outcomes during the last year.

Davenport is not a BEDI Grantee.

CR-50 - HOME 91.520(d)

Include the results of on-site inspections of affordable rental housing assisted under the program to determine compliance with housing codes and other applicable regulations

Please list those projects that should have been inspected on-site this program year based upon the schedule in §92.504(d). Indicate which of these were inspected and a summary of issues that were detected during the inspection. For those that were not inspected, please indicate the reason and how you will remedy the situation.

HOME units in Davenport are subject to two types of inspections: HOME program inspections and City rental inspections:

- HOME Program Inspections: The Community Planning and Economic Development Department conducts the HOME required Housing Quality Standards inspections for all HOME monitored properties on a 3 year cycle with unit sampling per the 2013 HOME Final Rule. City staff is awaiting guidance on the UPCS inspectable items mentioned in the 2013 HOME Final Rule so that those items can be implemented. Until then, the HQS standards are being utilized.
- City Rental Inspections: To ensure all rental units in the city are being maintained to required property standards, the City of Davenport enforces required rental property licensing, inspection, and landlord training programs. All units are inspected by the City's Community Services Division in conjunction with the City's rental property inspection program.

Attachment 4 contains a list of HOME program inspections dates, results, and actions.

Provide an assessment of the jurisdiction's affirmative marketing actions for HOME units. 92.351(b)

The city markets HOME units available through City run programs in accordance with our Affirmative Marketing Policy. This marketing takes a variety of forms: advertisements were placed in the major local newspaper, media releases and public service announcements were provided to local print and broadcast media. Homes available for sale were posted on qcsbo.com, a local website advertising available properties to those who are seeking to buy homes without going through a realtor. The City's television channel broadcast a video clip and information about the homes available and the application process. Television news broadcasts and newspaper articles featured the program. Fliers were mailed to those who had expressed interest in the program since the last time the City offered it. Fliers and posters were distributed to subrecipient agencies serving low and moderate-income households as well property managers for subsidized housing developments in the area. The Office of Assisted Housing mailed program information to the City's Public Housing clients. Detailed instructions and the application were posted on the City's website. Postings were made on the City's Facebook, Twitter and NextDoor sites and promoted online ads were purchased. In addition, direct mailings were made to anyone requesting program information. Interpreter services and other accommodations were offered

free of charge on all printed materials. Program information is currently listed in United Way's 211 information and referral service website database, which links individuals to housing services and programs.

Refer to IDIS reports to describe the amount and use of program income for projects, including the number of projects and owner and tenant characteristics

Refer to IDIS reports to describe the amount and use of program income for projects, including the number of projects and owner and tenant characteristics

Program income is money earned by the HOME program in the form of repayments on HOME funded loans for affordable housing rehabilitation and/or construction. For Year 43, the HOME program income summary is:

\$346,284.33 program income carried into Year 43 from prior year

\$679,395.92 program income earned during Year 43

\$77,871.26 program income expended during Year 43

\$947,808.99 program income balance remaining to carry over into Year 44

Program income was not expended on any projects during Year 43; instead it is being held for expenditure in future years per HUD's Interim Final Rule published in the Federal Register on December 2, 2016 titled Changes to HOME Investment Partnership (HOME) Program Commitment Requirements. Some program income earned was expended on HOME administrative costs, as allowed by HUD regulations.

HOME accomplishments, including owner and tenant characteristics, are available in the PR 22 and PR23 reports, available as Attachment 3 to this report.

Describe other actions taken to foster and maintain affordable housing. 91.220(k) (STATES ONLY: Including the coordination of LIHTC with the development of affordable housing). 91.320(j)

With CDBG and HOME funding in accordance with rules and regulations, assistance has been provided by the City directly to homeowners and developers, as well as to non-profits, for-profits and CHDOs to acquire and/or rehabilitate properties, correct substandard conditions, make general repairs, improve energy efficiency, reduce lead paint hazards, and make emergency or accessibility repairs. Projects this year included: acquisition/rehab/resale, rehabilitation, demolition/site preparation, new construction, downpayment/closing cost assistance and housing counseling. Housing units assisted were single and multi-unit affordable housing to be sold, rented, or lease/purchased, as allowed by CDBG and HOME

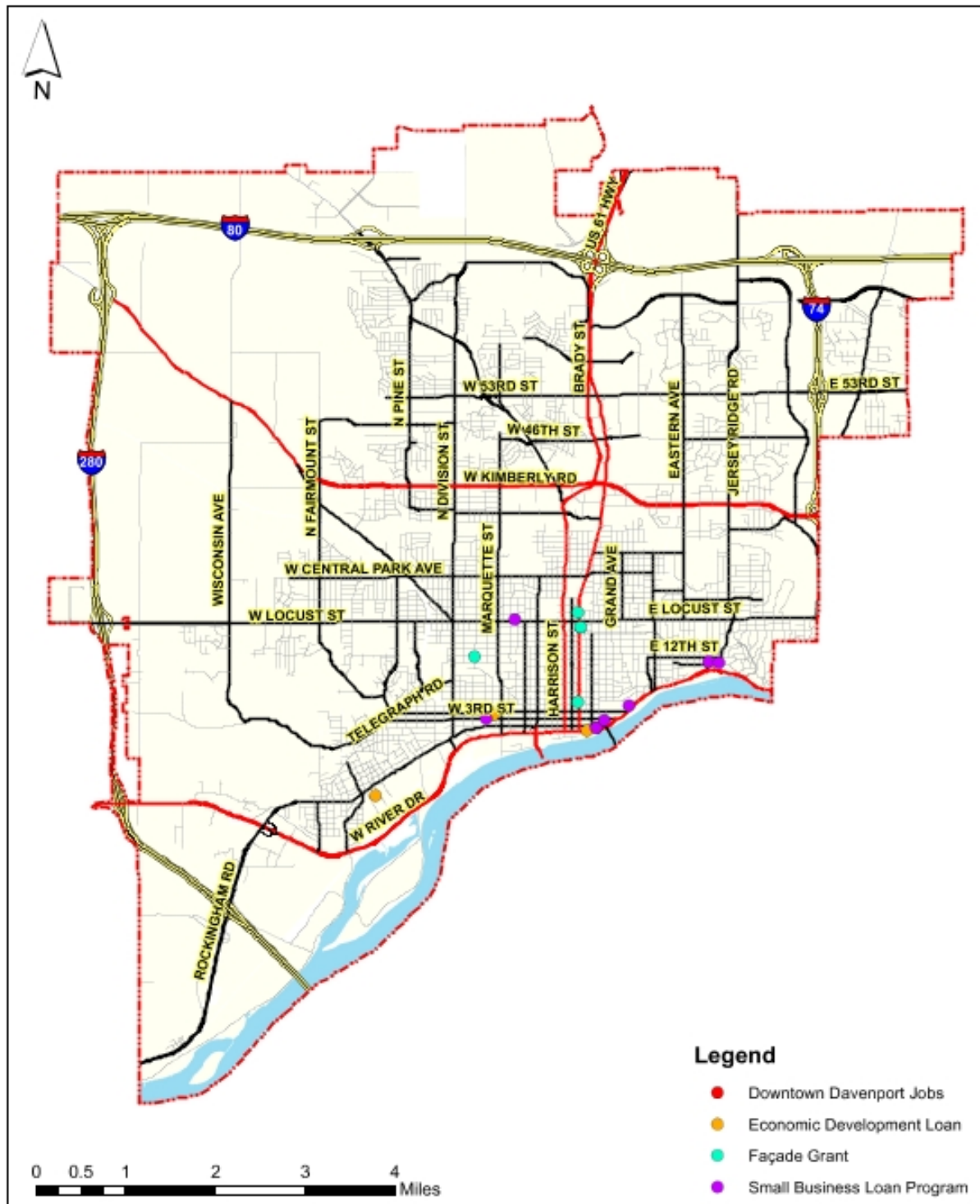
regulations. Beneficiaries of housing activities were low to moderate income households as specified by HUD regulations. Other funding available includes program income generated by the respective revolving loan funds. Funding was also be utilized for project delivery costs and administration of housing programs, as allowed by CDBG and HOME regulations.

A detailed breakdown of the CDBG funds awarded and accomplishments reported for each activity funded is available in the PR03 CDBG Activity Summary Report, available as Attachment 2 to the this document. HOME accomplishments are available in the PR22 and PR23 reports, available as Attachment 3 to this report.

Attachment

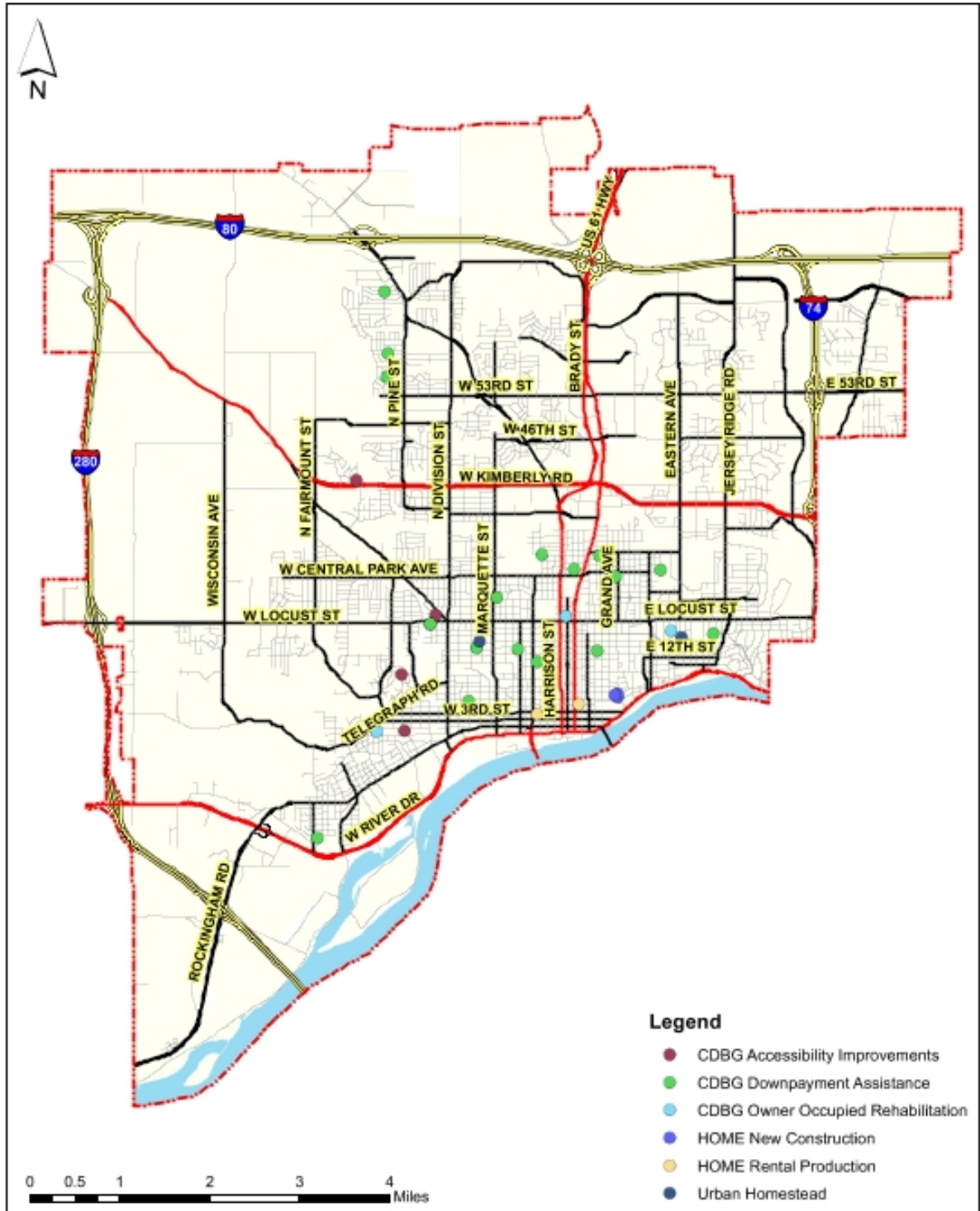
1 - Year 43 Project Maps

City of Davenport - Year 43 Economic Development Projects



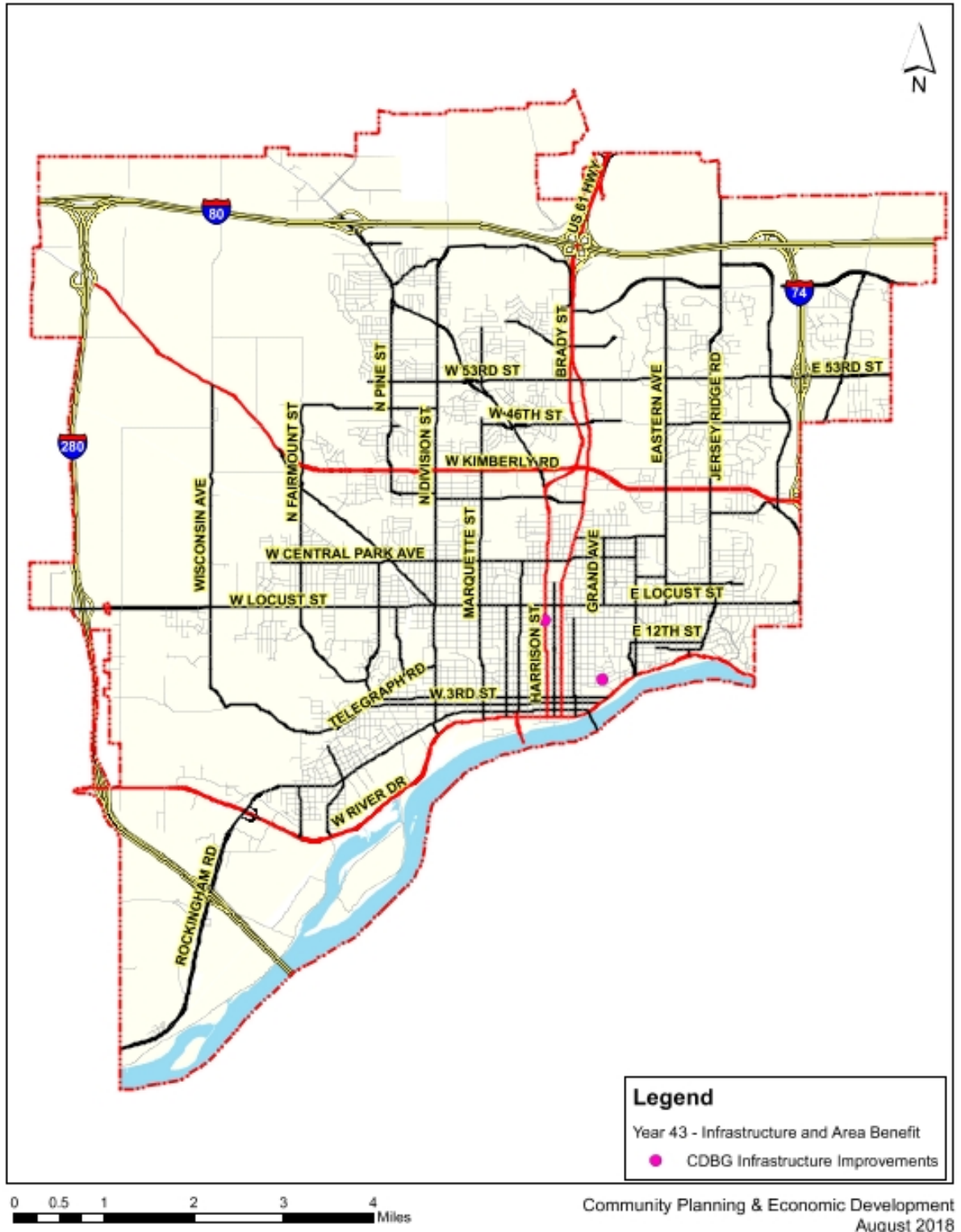
Community Planning & Economic Development
August 2018

City of Davenport - Year 43 Housing Projects

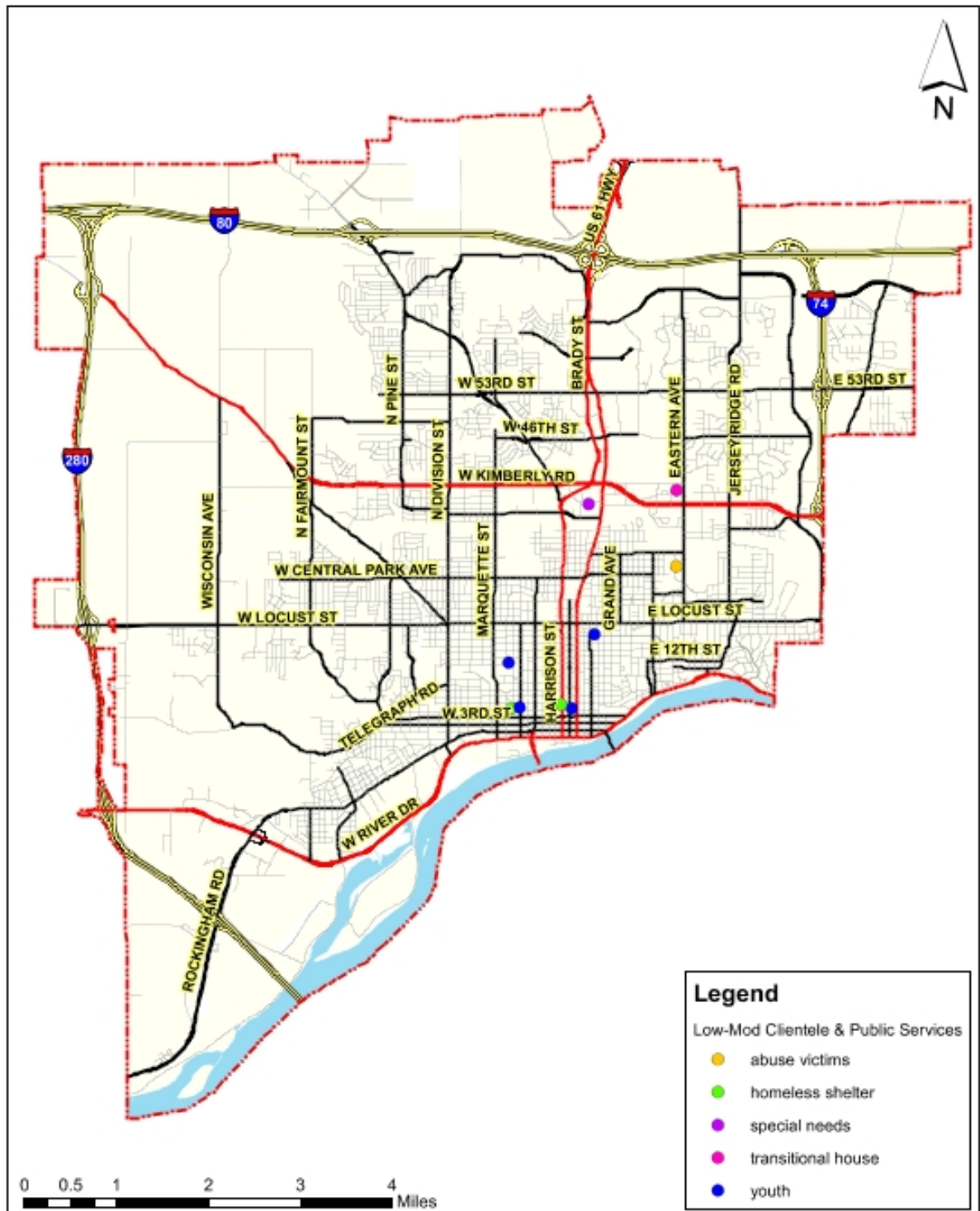


Community Planning & Economic Development
August 2018

City of Davenport - Year 43 Infrastructure and Area Benefit Projects



City of Davenport - Year 43 Low-Mod Clientele & Public Services



Community Planning & Economic Development
August 2018

2 - PR03 CDBG Activity Summary Report

PGM Year:	2015		
Project:	0003 - Economic Development		
IDIS Activity:	1094 - Trident Wild Fun Offroad		
Status:	Open	Objective:	Create economic opportunities
Location:	930 S Ruff St Davenport, IA 52802-2856	Outcome:	Availability/accessibility
		Matrix Code:	ED Direct Financial Assistance to For-
			National Objective: LMJ

Initial Funding Date: 01/11/2016

Description:

Economic development loan to a start up manufacturing company that will be producing small engine vehicles.

Financing

	Fund Type	Grant Year	Grant	Funded Amount	Drawn In Program Year	Drawn Thru Program Year
CDBG	EN	2016	B16MC190002	\$3,626.96	\$0.00	\$0.00
	RL			\$56,373.05	\$0.00	\$56,373.05
Total	Total			\$60,000.00	\$0.00	\$56,373.05

Proposed Accomplishments

Jobs : 2

Actual Accomplishments

Number assisted:	Owner		Renter		Total		Person	
	Total	Hispanic	Total	Hispanic	Total	Hispanic	Total	Hispanic
White:	0	0	0	0	0	0	0	0
Black/African American:	0	0	0	0	0	0	0	0
Asian:	0	0	0	0	0	0	0	0
American Indian/Alaskan Native:	0	0	0	0	0	0	0	0
Native Hawaiian/Other Pacific Islander:	0	0	0	0	0	0	0	0
American Indian/Alaskan Native & White:	0	0	0	0	0	0	0	0
Asian White:	0	0	0	0	0	0	0	0
Black/African American & White:	0	0	0	0	0	0	0	0
American Indian/Alaskan Native & Black/African American:	0	0	0	0	0	0	0	0
Other multi-racial:	0	0	0	0	0	0	0	0
Asian/Pacific Islander:	0	0	0	0	0	0	0	0
Hispanic:	0	0	0	0	0	0	0	0
Total:	0	0	0	0	0	0	0	0

Female-headed Households: 0 0 0

Income Category

	Owner	Renter	Total	Person
Extremely Low	0	0	0	0
Low Mod	0	0	0	0
Moderate	0	0	0	0
Non Low Moderate	0	0	0	0
Total	0	0	0	0
Percent Low/Mod				

Annual Accomplishments

Years	Accomplishment Narrative	# Benefiting
2015	This is an economic development loan for a small start-up manufacturer that will be producing small engine machines. Loan funds have been used for inventory and working capital expenses. Trident will have three years in which to create two new full time positions.	
2016	This loan is still within the three year period to create jobs.	
2017	This loan is still within the three year period to create jobs.	

PGM Year:	2015
Project:	0003 - Economic Development
IDIS Activity:	1095 - Chamor

Status: Open Objective: Create economic opportunities
Location: 3863 W River Dr Davenport, IA 52802-2443 Outcome: Availability/accessibility
Matrix Code: ED Direct Financial Assistance to For- National Objective: LMJ

Initial Funding Date: 01/11/2016

Description:

Loan to a forklift remanufacturing company for job creation.
This loan allows them to move into an expanded facility and assist in continuing to grow their business.

Financing

	Fund Type	Grant Year	Grant	Funded Amount	Drawn In Program Year	Drawn Thru Program Year
CDBG	EN	Pre-2015		\$11,797.02	\$0.00	\$0.00
		2014	B14MC190002		\$0.00	\$11,797.02
	RL			\$88,212.98	\$0.00	\$88,212.98
Total	Total			\$100,010.00	\$0.00	\$100,010.00

Proposed Accomplishments

Jobs : 4

Actual Accomplishments

Number assisted:

	Owner		Renter		Total		Person	
	Total	Hispanic	Total	Hispanic	Total	Hispanic	Total	Hispanic
White:	0	0	0	0	0	0	0	0
Black/African American:	0	0	0	0	0	0	0	0
Asian:	0	0	0	0	0	0	0	0
American Indian/Alaskan Native:	0	0	0	0	0	0	0	0
Native Hawaiian/Other Pacific Islander:	0	0	0	0	0	0	0	0
American Indian/Alaskan Native & White:	0	0	0	0	0	0	0	0
Asian White:	0	0	0	0	0	0	0	0
Black/African American & White:	0	0	0	0	0	0	0	0
American Indian/Alaskan Native & Black/African American:	0	0	0	0	0	0	0	0
Other multi-racial:	0	0	0	0	0	0	0	0
Asian/Pacific Islander:	0	0	0	0	0	0	0	0
Hispanic:	0	0	0	0	0	0	0	0
Total:	0	0	0	0	0	0	0	0

Female-headed Households:

0 0 0

Income Category

	Owner	Renter	Total	Person
Extremely Low	0	0	0	0
Low Mod	0	0	0	0
Moderate	0	0	0	0
Non Low Moderate	0	0	0	0
Total	0	0	0	0
Percent Low/Mod				

Annual Accomplishments

Years	Accomplishment Narrative	# Benefiting
2015	This was a loan to a forklift remanufacturing company for job creation. This loan allows them to move into an expanded facility and assist in continuing to grow their business. The business has three years to create three new full time positions.	
2016	This loan is still within the three year period to create jobs.	
2017	This loan is for business expansion of a heavy equipment parts manufacturer. This project will create 3 FTE by Winter 2018.	

PGM Year: 2015
Project: 0003 - Economic Development
IDIS Activity: 1101 - Front Street Brewery, Inc.
Status: Completed 10/16/2017 12:00:00 AM
Location: 111 N Perry St Davenport, IA 52801-1600
Objective: Create economic opportunities
Outcome: Availability/accessibility
Matrix Code: ED Direct Financial Assistance to For-
National Objective: LMJ

Initial Funding Date: 04/21/2015

Description:

This is a manufacturing loan for an existing brewery operation that is being acquired and expanded for the purpose of distribution. Loan funds will be used for machinery and equipment, working capital and marketing expenses.

Financing

	Fund Type	Grant Year	Grant	Funded Amount	Drawn In Program Year	Drawn Thru Program Year
CDBG	EN	Pre-2015		\$41,430.75	\$0.00	\$0.00
		2013 B13MC190002			\$0.00	\$17,546.63
		2014 B14MC190002			\$0.00	\$23,884.12
	RL			\$58,569.25	\$0.00	\$58,569.25
Total	Total			\$100,000.00	\$0.00	\$100,000.00

Proposed Accomplishments

Jobs : 4

Actual Accomplishments

Number assisted:	Owner		Renter		Total		Person	
	Total	Hispanic	Total	Hispanic	Total	Hispanic	Total	Hispanic
White:	0	0	0	0	0	0	3	0
Black/African American:	0	0	0	0	0	0	0	0
Asian:	0	0	0	0	0	0	0	0
American Indian/Alaskan Native:	0	0	0	0	0	0	0	0
Native Hawaiian/Other Pacific Islander:	0	0	0	0	0	0	0	0
American Indian/Alaskan Native & White:	0	0	0	0	0	0	0	0
Asian White:	0	0	0	0	0	0	1	0
Black/African American & White:	0	0	0	0	0	0	0	0
American Indian/Alaskan Native & Black/African American:	0	0	0	0	0	0	0	0
Other multi-racial:	0	0	0	0	0	0	0	0
Asian/Pacific Islander:	0	0	0	0	0	0	0	0
Hispanic:	0	0	0	0	0	0	0	0
Total:	0	0	0	0	0	0	4	0

Female-headed Households:

0 0 0

Income Category:

	Owner	Renter	Total	Person
Extremely Low	0	0	0	3
Low Mod	0	0	0	0
Moderate	0	0	0	0
Non Low Moderate	0	0	0	1
Total	0	0	0	4
Percent Low/Mod				75.0%

Annual Accomplishments

Years	Accomplishment Narrative	# Benefiting
2015	This is manufacturing loan for a brewing distribution company. Loan funds have been used to purchased needed equipment. The company has three years to create four new full time equivalent positions.	
2016	This loan is still within the three year period to create jobs.	
2017	Front Street Brewery has completed their expansion and created four new positions. Their loan is currently in repayment.	

PGM Year: 2015
Project: 0003 - Economic Development
IDIS Activity: 1104 - Tanner Reid db/la Vibrant Mobile Detail
Status: Completed 6/30/2018 12:00:00 AM
Location: 1014 W Locust St Davenport, IA 52804-3854
Objective: Create economic opportunities
Outcome: Availability/accessibility
Matrix Code: ED Direct Financial Assistance to For-
National Objective: LMIJ

Initial Funding Date: 06/30/2016

Description:

This is a Small Business Loan for a mobile car detailing business.
 Loan funds will be used for equipment, marketing and inventory expenses.

Financing

	Fund Type	Grant Year	Grant	Funded Amount	Drawn In Program Year	Drawn Thru Program Year
CDBG	EN	Pre-2015		\$9,220.00	\$0.00	\$0.00
		2014 B14MC190002			\$0.00	\$9,220.00
		2016 B16MC190002		\$1,063.02	\$1,063.02	\$1,063.02
	RL			\$9,726.98	\$641.02	\$9,726.98
Total	Total			\$20,010.00	\$1,704.04	\$20,010.00

Proposed Accomplishments

Jobs : 1

Actual Accomplishments

Number assisted:	Owner		Renter		Total		Person	
	Total	Hispanic	Total	Hispanic	Total	Hispanic	Total	Hispanic
White:	0	0	0	0	0	0	1	0
Black/African American:	0	0	0	0	0	0	0	0
Asian:	0	0	0	0	0	0	0	0
American Indian/Alaskan Native:	0	0	0	0	0	0	0	0
Native Hawaiian/Other Pacific Islander:	0	0	0	0	0	0	0	0
American Indian/Alaskan Native & White:	0	0	0	0	0	0	0	0
Asian White:	0	0	0	0	0	0	0	0
Black/African American & White:	0	0	0	0	0	0	0	0
American Indian/Alaskan Native & Black/African American:	0	0	0	0	0	0	0	0
Other multi-racial:	0	0	0	0	0	0	0	0
Asian/Pacific Islander:	0	0	0	0	0	0	0	0
Hispanic:	0	0	0	0	0	0	0	0
Total:	0	0	0	0	0	0	1	0

Female-headed Households: 0 0 0

Income Category:

	Owner	Renter	Total	Person
Extremely Low	0	0	0	0
Low Mod	0	0	0	1
Moderate	0	0	0	0
Non Low Moderate	0	0	0	0
Total	0	0	0	1
Percent Low/Mod				100.0%

Annual Accomplishments

Years	Accomplishment Narrative	# Benefiting
2015	Vibrant Mobile Detail has signed their loan agreement and begun drawing down on their loan amount. Loan funds have been used for a car wrap for advertising and large tent for mobile detailing. Owner of the business is an LMI individual.	
2016	The owner of this business has continued his expansion and his loan agreement has been amended to make additional funds available for the continued growth of the business.	
2017	This project was for a new small business which specializes in mobile car detailing for equipment, inventory and working capital.	

PGM Year:	2016		
Project:	0003 - Economic Development		
IDIS Activity:	1131 - Abernathy's 2016		
Status:	Open	Objective:	Create economic opportunities
Location:	315 E 2nd St Davenport, IA 52801-1701	Outcome:	Sustainability
		Matrix Code:	Micro-Enterprise Assistance (LBC)
		National Objective:	LMCMC

Initial Funding Date: 11/03/2016

Description:

This is a micro-enterprise loan for Abernathy's, a vintage clothing store in Downtown Davenport. They have two employees and will be expanding their clothing lines. Loan funds will be used for inventory and working capital expenses.

Financing

	Fund Type	Grant Year	Grant	Funded Amount	Drawn In Program Year	Drawn Thru Program Year
CDBG	EN	Pre-2015		\$8,043.32	\$0.00	\$0.00
		2014 B14MC190002			\$0.00	\$8,043.32
		2016 B16MC190002		\$5,581.17	\$0.00	\$5,581.17
	RL			\$1,365.50	\$0.00	\$1,365.50
Total	Total			\$14,999.99	\$0.00	\$14,999.99

Proposed Accomplishments

Businesses : 1

Actual Accomplishments

Number assisted:	Owner		Renter		Total		Person	
	Total	Hispanic	Total	Hispanic	Total	Hispanic	Total	Hispanic
White:	0	0	0	0	0	0	0	0
Black/African American:	0	0	0	0	0	0	0	0
Asian:	0	0	0	0	0	0	0	0
American Indian/Alaskan Native:	0	0	0	0	0	0	0	0
Native Hawaiian/Other Pacific Islander:	0	0	0	0	0	0	0	0
American Indian/Alaskan Native & White:	0	0	0	0	0	0	0	0
Asian White:	0	0	0	0	0	0	0	0
Black/African American & White:	0	0	0	0	0	0	0	0
American Indian/Alaskan Native & Black/African American:	0	0	0	0	0	0	0	0
Other multi-racial:	0	0	0	0	0	0	0	0
Asian/Pacific Islander:	0	0	0	0	0	0	0	0
Hispanic:	0	0	0	0	0	0	0	0
Total:	0	0	0	0	0	0	0	0

Female-headed Households: 0 0 0

Income Category:

	Owner	Renter	Total	Person
Extremely Low	0	0	0	0
Low Mod	0	0	0	0
Moderate	0	0	0	0
Non Low Moderate	0	0	0	0
Total	0	0	0	0
Percent Low/Mod				

Annual Accomplishments

Years	Accomplishment Narrative	# Benefiting
2016	This was a micro-enterprise loan for Abernathy Clothing. Abernathy's expanded their business early 2017. Loan funds were used for marketing, inventory and working capital expenses.	
2017	This was a micro-enterprise loan for Abernathy's Clothing, a retail store. Abernathy's expanded their business early 2017. Loan funds were used for marketing, inventory working capital expenses.	

PGM Year: 2016
Project: 0003 - Economic Development
IDIS Activity: 1133 - Memecat LLC d/b/a Baked Beer and Bread Company
Status: Completed 5/11/2018 12:00:00 AM
Location: 1113 Mound St Davenport, IA 52803-3925
Objective: Create economic opportunities
Outcome: Availability/accessibility
Matrix Code: ED Direct Financial Assistance to For-
National Objective: LMJ

Initial Funding Date: 12/27/2016

Description:

This is a Small Business Loan for Memecat LLC DBA Baked Beer and Bread Co, a new restaurant and brewery located in the Village of East Davenport. They will be creating one new position and funds will be used for equipment purchases.

Financing

	Fund Type	Grant Year	Grant	Funded Amount	Drawn In Program Year	Drawn Thru Program Year
CDBG	EN	Pre-2015		\$5,112.89	\$0.00	\$0.00
		2014	B14MC190002		\$0.00	\$5,112.89
	RL			\$14,887.11	\$0.00	\$14,887.11
Total	Total			\$20,000.00	\$0.00	\$20,000.00

Proposed Accomplishments

Jobs : 1

Actual Accomplishments

Number assisted:

	Owner		Renter		Total		Person	
	Total	Hispanic	Total	Hispanic	Total	Hispanic	Total	Hispanic
White:	0	0	0	0	0	0	1	0
Black/African American:	0	0	0	0	0	0	0	0
Asian:	0	0	0	0	0	0	0	0
American Indian/Alaskan Native:	0	0	0	0	0	0	0	0
Native Hawaiian/Other Pacific Islander:	0	0	0	0	0	0	0	0
American Indian/Alaskan Native & White:	0	0	0	0	0	0	0	0
Asian White:	0	0	0	0	0	0	0	0
Black/African American & White:	0	0	0	0	0	0	0	0
American Indian/Alaskan Native & Black/African American:	0	0	0	0	0	0	0	0
Other multi-racial:	0	0	0	0	0	0	0	0
Asian/Pacific Islander:	0	0	0	0	0	0	0	0
Hispanic:	0	0	0	0	0	0	0	0
Total:	0	0	0	0	0	0	1	0

Female-headed Households:

0 0 0

Income Category

	Owner	Renter	Total	Person
Extremely Low	0	0	0	0
Low Mod	0	0	0	0
Moderate	0	0	0	1
Non Low Moderate	0	0	0	0
Total	0	0	0	1
Percent Low/Mod				100.0%

Annual Accomplishments

Years	Accomplishment Narrative	# Benefitting
2016	This is a small business loan for equipment and working capital at Baked Beer and Bread Co. This business has six months to create one job. The City will track and report.	
2017	Baked has been open and operational since 2016. They have met their job creation requirement and are in repayment.	

PGM Year: 2016
Project: 0003 - Economic Development
IDIS Activity: 1135 - Memecat DBA Brew in the Village
Status: Completed 5/11/2018 12:00:00 AM
Location: 1104 Jersey Ridge Rd Davenport, IA 52803-3730
Objective: Create economic opportunities
Outcome: Availability/accessibility
Matrix Code: ED Direct Financial Assistance to For-
National Objective: LMJ

Initial Funding Date: 02/21/2017

Description:

This is a small business loan for Memecat LLC DBA Brew in the Village.
 Loan funds will be used for new equipment purchases.

Financing

	Fund Type	Grant Year	Grant	Funded Amount	Drawn In Program Year	Drawn Thru Program Year
CDBG	EN	2016	B16MC190002	\$20,000.00	\$0.00	\$20,000.00
Total	Total			\$20,000.00	\$0.00	\$20,000.00

Proposed Accomplishments

Jobs : 1

Actual Accomplishments

Number assisted:	Owner		Renter		Total		Person	
	Total	Hispanic	Total	Hispanic	Total	Hispanic	Total	Hispanic
White:	0	0	0	0	0	0	1	0
Black/African American:	0	0	0	0	0	0	0	0
Asian:	0	0	0	0	0	0	0	0
American Indian/Alaskan Native:	0	0	0	0	0	0	0	0
Native Hawaiian/Other Pacific Islander:	0	0	0	0	0	0	0	0
American Indian/Alaskan Native & White:	0	0	0	0	0	0	0	0
Asian White:	0	0	0	0	0	0	0	0
Black/African American & White:	0	0	0	0	0	0	0	0
American Indian/Alaskan Native & Black/African American:	0	0	0	0	0	0	0	0
Other multi-racial:	0	0	0	0	0	0	0	0
Asian/Pacific Islander:	0	0	0	0	0	0	0	0
Hispanic:	0	0	0	0	0	0	0	0
Total:	0	0	0	0	0	0	1	0
Female-headed Households:	0		0		0			
Income Category:								
Extremely Low	0	0	0		0		0	
Low Mod	0	0	0		0		0	
Moderate	0	0	0		0		1	
Non Low Moderate	0	0	0		0		0	
Total	0	0	0		0		1	
Percent Low/Mod					100.0%			

Annual Accomplishments

Years	Accomplishment Narrative	# Benefiting
2016	This is a small business loan for equipment and working capital to Brew in the Village. The business has six months to create one job and the City will track and report on job creation.	
2017	Brew in the Village has met their job creation component and is in repayment.	

PGM Year: 2017
Project: 0003 - Economic Development
IDIS Activity: 1137 - Panini and Friends
Status: Completed 6/30/2018 12:00:00 AM
Location: 429 E 3rd St Davenport, IA 52801-1707
Objective: Create economic opportunities
Outcome: Availability/accessibility
Matrix Code: ED Direct Financial Assistance to For-
National Objective: LMJ

Initial Funding Date: 06/16/2017

Description:

A small business loan to a new sandwich and soup restaurant in downtown Davenport. This project will create at least one full time equivalent position.

Financing

	Fund Type	Grant Year	Grant	Funded Amount	Drawn In Program Year	Drawn Thru Program Year
CDBG	EN	2016	816MC190002	\$17,190.00	\$17,190.00	\$17,190.00
	RL			\$2,810.00	\$2,810.00	\$2,810.00
Total	Total			\$20,000.00	\$20,000.00	\$20,000.00

Proposed Accomplishments

Jobs : 1

Actual Accomplishments

Number assisted:	Owner		Renter		Total		Person	
	Total	Hispanic	Total	Hispanic	Total	Hispanic	Total	Hispanic
White:	0	0	0	0	0	0	0	0
Black/African American:	0	0	0	0	0	0	1	1
Asian:	0	0	0	0	0	0	0	0
American Indian/Alaskan Native:	0	0	0	0	0	0	0	0
Native Hawaiian/Other Pacific Islander:	0	0	0	0	0	0	0	0
American Indian/Alaskan Native & White:	0	0	0	0	0	0	0	0
Asian White:	0	0	0	0	0	0	0	0
Black/African American & White:	0	0	0	0	0	0	0	0
American Indian/Alaskan Native & Black/African American:	0	0	0	0	0	0	0	0
Other multi-racial:	0	0	0	0	0	0	0	0
Asian/Pacific Islander:	0	0	0	0	0	0	0	0
Hispanic:	0	0	0	0	0	0	0	0
Total:	0	0	0	0	0	0	1	1

Female-headed Households:

0 0 0

Income Category

	Owner	Renter	Total	Person
Extremely Low	0	0	0	0
Low Mod	0	0	0	1
Moderate	0	0	0	0
Non Low Moderate	0	0	0	0
Total	0	0	0	1
Percent Low/Mod				100.0%

Annual Accomplishments

Years	Accomplishment Narrative	# Benefitting
2016	This project is for a new small business called Panini & Friends in downtown Davenport. It will specialize in sandwiches and homemade sides.	

2017 This project is for a new small business called Panini & Friends in downtown Davenport. It specializes in sandwiches and homemade sides.

PGM Year: 2016
 Project: 0004 - Infrastructure and Area Benefits
 IDIS Activity: 1138 - Fuhs, Anthony

Status: Completed 6/30/2018 12:00:00 AM
 Location: 1524 N Harrison St Davenport, IA 52803-4808
 Objective: Create economic opportunities
 Outcome: Availability/accessibility
 Matrix Code: ED Direct Financial Assistance to For-
 National Objective: SBA

Initial Funding Date: 06/29/2017

Description:

Facade improvement grant to a for profit book and coffee shop in the Hilltop Business District.

Financing

	Fund Type	Grant Year	Grant	Funded Amount	Drawn In Program Year	Drawn Thru Program Year
CDBG	EN	Pre-2015		\$17,165.36	\$0.00	\$0.00
		2014	B14MC190002		\$17,165.36	\$17,165.36
		2016	B16MC190002	\$21,451.95	\$21,451.95	\$21,451.95
	RL			\$36,382.69	\$36,382.69	\$36,382.69
Total	Total			\$75,000.00	\$75,000.00	\$75,000.00

Proposed Accomplishments

Businesses : 1

Annual Accomplishments

Years	Accomplishment Narrative	# Benefitting
2016	This is a facade grant to a new small business owned and operated by Anthony Fuhs. The business is a used book store and coffee shop called the Brewed Book. It is located in the Hilltop Campus District which is a slum and blighted area. The project involves a brand new facade with new windows and siding and new siding on both sides.	
2017	This activity was a facade grant for a coffee and book shop in the Hilltop Campus Village slum and blight designated area.	

PGM Year: 2016
Project: 0004 - Infrastructure and Area Benefits
IDIS Activity: 1139 - Honey Creek Gems

Status: Completed 6/30/2018 12:00:00 AM
Location: 1228 Washington St Davenport, IA 52804-4058
Objective: Create economic opportunities
Outcome: Availability/accessibility
Matrix Code: ED Direct Financial Assistance to For-
National Objective: SBA

Initial Funding Date: 06/29/2017

Description:

Facade grant to assist a for profit retail gem and rock shop in the Washington Street District.

Financing

	Fund Type	Grant Year	Grant	Funded Amount	Drawn In Program Year	Drawn Thru Program Year
CDBG	RL			\$17,836.00	\$17,836.00	\$17,836.00
Total	Total			\$17,836.00	\$17,836.00	\$17,836.00

Proposed Accomplishments

Businesses : 1

Annual Accomplishments

Years	Accomplishment Narrative	# Benefiting
2017	This is a facade grant to a rock and gem store in the Washington Street Area. The Washington Street Area is a designated slum and blight area. The project includes ADA ramp and front door, painting and new shingles on canopy.	

PGM Year: 2016
Project: 0004 - Infrastructure and Area Benefits
IDIS Activity: 1140 - Garlisch, Michael

Status: Completed 6/30/2018 12:00:00 AM
Location: 602 N Harrison St 602 N. Harrison Street Davenport, IA 52803-5216
Objective: Create economic opportunities
Outcome: Availability/accessibility
Matrix Code: ED Direct Financial Assistance to For-
National Objective: SBA

Initial Funding Date: 06/29/2017

Description:

Facade Grant to assist a for profit business, the Garlisch Financial Group.

Financing

	Fund Type	Grant Year	Grant	Funded Amount	Drawn In Program Year	Drawn Thru Program Year
CDBG	EN	2016	816MC190002	\$697.38	\$697.38	\$697.38
	RL			\$8,982.62	\$8,982.62	\$8,982.62
Total	Total			\$9,680.00	\$9,680.00	\$9,680.00

Proposed Accomplishments

Businesses : 1

Annual Accomplishments

Years	Accomplishment Narrative	# Benefiting
2016	Facade grant to Michael Garlisch, owner of Garlisch Financial Advisors in the Hilltop Campus Village. This building is in the Hilltop Campus Village slum and blight area. This project includes replacement of windows on the front of the building.	
2017	Facade grant to Michael Garlisch, owner of Garlisch Financial Advisors in the Hilltop Campus Village. This building is in the Hilltop Campus Village slum and blight area. This project includes replacement of windows on the front of the building.	

PGM Year: 2016
Project: 0004 - Infrastructure and Area Benefits
IDIS Activity: 1141 - T&J Limited, Inc
Status: Completed 6/30/2018 12:00:00 AM
Location: 1717 Brady St Davenport, IA 52803-4705
Objective: Create economic opportunities
Outcome: Availability/accessibility
Matrix Code: ED Direct Financial Assistance to For-
National Objective: SBA

Initial Funding Date: 06/30/2017

Description:

Facade Grant project that will assist in making improvements at the for profit business Donuts and More in the Hilltop Campus Village area.

Financing

	Fund Type	Grant Year	Grant	Funded Amount	Drawn In Program Year	Drawn Thru Program Year
CDBG	EN	2016	816MC190002	\$14,923.31	\$14,923.31	\$14,923.31
Total	Total			\$14,923.31	\$14,923.31	\$14,923.31

Proposed Accomplishments

Businesses : 1

Annual Accomplishments

Years	Accomplishment Narrative	# Benefiting
2016	This is facade grant to T&J Limited who own and operate Donuts and More in the Hilltop Campus Village. The Hilltop Campus Village is a designated slum and blight area. This project includes replacing the 40+ year old doors to the building as well as the drive thru window. The drive thru window has been broken into several times and the owners are looking forward to having a more secure and inviting facade.	
2017	This is facade grant to T&J Limited who own and operate Donuts and More in the Hilltop Campus Village. The Hilltop Campus Village is a designated slum and blight area. This project includes replacing the 40+ year old doors to the building as well as the drive thru window. The drive thru window has been broken into several times and the owners are looking forward to having a more secure and inviting facade.	

PGM Year: 2016
Project: 0004 - Infrastructure and Area Benefits
IDIS Activity: 1142 - Gravert's Auto

Status: Completed 6/30/2018 12:00:00 AM
Location: 703 N Harrison St Davenport, IA 52803-5217
Objective: Create economic opportunities
Outcome: Availability/accessibility
Matrix Code: ED Direct Financial Assistance to For-
National Objective: SBA

Initial Funding Date: 06/30/2017

Description:

Facade grant to a for profit auto service center in the Hilltop Campus Village.

Financing

	Fund Type	Grant Year	Grant	Funded Amount	Drawn In Program Year	Drawn Thru Program Year
CDBG	EN	2016	816MC190002	\$23,160.00	\$23,160.00	\$23,160.00
Total	Total			\$23,160.00	\$23,160.00	\$23,160.00

Proposed Accomplishments

Businesses : 1

Annual Accomplishments

Years	Accomplishment Narrative	# Benefiting
2016	This is a facade grant to a small auto repair shop in the Hilltop Campus Village Area. The Hilltop Campus Village area is a designated slum and blight area. The project includes painting the building sides and completely refacing the front of the property. It is on one of the busiest corridors in the City and is a gateway into the downtown.	
2017	This is a facade grant to a small auto repair shop in the Hilltop Campus Village Area. The Hilltop Campus Village area is a designated slum and blight area. The project includes painting the building sides and completely refacing the front of the property. It is on one of the busiest corridors in the City and is a gateway into the downtown.	

PGM Year:	2016
Project:	0004 - Infrastructure and Area Benefits
IDIS Activity:	1143 - Riverview 6th Phase II Infrastructure

Status:	Open	Objective:	Create suitable living environments
Location:	646 E 6th St Davenport, IA 52803-5704	Outcome:	Availability/accessibility
		Matrix Code:	Sidewalks (CCL)
		National Objective:	LMA

Initial Funding Date: 07/06/2017

Description:

Retaining wall, sidewalk, curbs, and gutters in support of affordable housing for a low to moderate income area.

Financing

	Fund Type	Grant Year	Grant	Funded Amount	Drawn In Program Year	Drawn Thru Program Year
CDBG	EN	2016	B16MC190002	\$305,379.70	\$292,176.09	\$292,176.09
		2017	B17MC190002	\$8,080.31	\$0.00	\$0.00
	RL			\$580.31	\$580.31	\$580.31
Total	Total			\$314,040.32	\$292,756.40	\$292,756.40

Proposed Accomplishments

People (General) : 1,850
Total Population in Service Area: 2,245
Census Tract Percent Low / Mod: 82.41

Annual Accomplishments

Years	Accomplishment Narrative	# Benefitting
2017	The Riverview on 6th Phase II infrastructure project funded sidewalks and a retaining wall in the easement on 6th Street. This project is completed and will be closing out in Year 2018 as the City is completing the final payout to the contractor.	

PGM Year: 2016
Project: 0002 - Housing
IDIS Activity: 1144 - 6th Street Development Phase II
Status: Open
Location: 643 E 6th St Davenport, IA 52803-5703
Objective: Provide decent affordable housing
Outcome: Affordability
Matrix Code: Other Public Improvements Not Listed
National Objective: LMH

Initial Funding Date: 07/28/2017

Description:

New construction of 2 single family homes by the City on publically owned property utilizing HOME funds for construction and CDBG for eligible soft costs including acquisition costs, site clearance and clearance and site preparation.
Homes will be sold to income eligible buyers in the summer of 2018.

Financing

	Fund Type	Grant Year	Grant	Funded Amount	Drawn In Program Year	Drawn Thru Program Year
CDBG	IN	2017	B17MC190002	\$600.00	\$600.00	\$600.00
	RL			\$5,429.27	\$1,362.60	\$5,429.27
Total	Total			\$6,029.27	\$1,962.60	\$6,029.27

Proposed Accomplishments

Housing Units : 2

Actual Accomplishments

Number assisted:	Owner		Renter		Total		Person	
	Total	Hispanic	Total	Hispanic	Total	Hispanic	Total	Hispanic
White:	0	0	0	0	0	0	0	0
Black/African American:	0	0	0	0	0	0	0	0
Asian:	0	0	0	0	0	0	0	0
American Indian/Alaskan Native:	0	0	0	0	0	0	0	0
Native Hawaiian/Other Pacific Islander:	0	0	0	0	0	0	0	0
American Indian/Alaskan Native & White:	0	0	0	0	0	0	0	0
Asian White:	0	0	0	0	0	0	0	0
Black/African American & White:	0	0	0	0	0	0	0	0
American Indian/Alaskan Native & Black/African American:	0	0	0	0	0	0	0	0
Other multi-racial:	0	0	0	0	0	0	0	0
Asian/Pacific Islander:	0	0	0	0	0	0	0	0
Hispanic:	0	0	0	0	0	0	0	0
Total:	0	0	0	0	0	0	0	0

Female-headed Households:

0 0 0

Income Category

	Owner	Renter	Total	Person
Extremely Low	0	0	0	0
Low Mod	0	0	0	0
Moderate	0	0	0	0
Non Low Moderate	0	0	0	0
Total	0	0	0	0
Percent Low/Mod				

Annual Accomplishments

Years	Accomplishment Narrative	# Benefitting
2017	New construction of 2 single family homes by the City on publically owned property utilizing HOME funds for construction and CDBG for eligible soft costs including acquisition costs, site clearance and clearance and site preparation. Homes will be sold to income eligible buyers in the summer of 2018.	

PGM Year: 2016
Project: 0002 - Housing
IDIS Activity: 1145 - City's Completion of DREAM Downpayment Assistance

Status: Completed 8/15/2017 12:00:00 AM
Location: 226 W 4th St Davenport, IA 52801-1308
Objective: Provide decent affordable housing
Outcome: Affordability
Matrix Code: Direct Homeownership Assistance (13)
National Objective: LMH

Initial Funding Date: 08/14/2017

Description:

The City of Davenport funded the DREAM downpayment program carried out by United Neighbors (see activity 1124 and 1125).
 The subrecipient agreement between the City and United Neighbors ended on May 26, 2017.
 At that time there were several DREAM clients who had completed the DREAM class requirements but not yet closed on the homes they were in the process of purchasing.
 In order to assure that there was no interruption in service for these clients, the City agreed to process their downpayment assistance and complete the program with the remaining funds from the City's agreement with United Neighbors.

Financing

	Fund Type	Grant Year	Grant	Funded Amount	Drawn In Program Year	Drawn Thru Program Year
CDBG	EN	Pre-2015		\$1,374.18	\$0.00	\$0.00
		2014 B14MC190002			\$0.00	\$1,374.18
		2015 B15MC190002		\$4,625.82	\$0.00	\$4,625.82
Total	Total			\$6,000.00	\$0.00	\$6,000.00

Proposed Accomplishments

Households (General) : 3

Actual Accomplishments

Number assisted:	Owner		Renter		Total		Person	
	Total	Hispanic	Total	Hispanic	Total	Hispanic	Total	Hispanic
White:	2	0	0	0	2	0	0	0
Black/African American:	0	0	0	0	0	0	0	0
Asian:	0	0	0	0	0	0	0	0
American Indian/Alaskan Native:	0	0	0	0	0	0	0	0
Native Hawaiian/Other Pacific Islander:	0	0	0	0	0	0	0	0
American Indian/Alaskan Native & White:	0	0	0	0	0	0	0	0
Asian White:	0	0	0	0	0	0	0	0
Black/African American & White:	1	0	0	0	1	0	0	0
American Indian/Alaskan Native & Black/African American:	0	0	0	0	0	0	0	0
Other multi-racial:	0	0	0	0	0	0	0	0
Asian/Pacific Islander:	0	0	0	0	0	0	0	0
Hispanic:	0	0	0	0	0	0	0	0
Total:	3	0	0	0	3	0	0	0

Female-headed Households:

0 0 0

Income Category

	Owner	Renter	Total	Person
Extremely Low	0	0	0	0
Low Mod	1	0	1	0
Moderate	2	0	2	0
Non Low Moderate	0	0	0	0
Total	3	0	3	0
Percent Low/Mod	100.0%		100.0%	

Annual Accomplishments

Years	Accomplishment Narrative	# Benefitting
2016	<p>The City of Davenport funded the DREAM downpayment program carried out by United Neighbors. (Between July 1, 2016 and May 26, 2017, United Neighbors provided DREAM downpayment assistance (activity number 1124) and DREAM homebuyer classes (activity number 1125). During that time, City Staff provided intensive technical assistance to UNI so that the organization could continue to carry out the CDBG funded programs as the organization experienced staff changes and grant issues with other federal funding. Ultimately, the organization was unable to demonstrate compliance with federal regulations. The subrecipient agreement between the City and United Neighbors ended on May 26, 2017. At that time there were several DREAM clients who had completed the DREAM class requirements but not yet closed on the homes they were in the process of purchasing. In order to assure that there was no interruption in service for these clients, the City agreed to process their downpayment assistance and complete the program with the remaining funds from the City's agreement with United Neighbors. The CDBG portion of closing costs and down payment assistance for the remaining clients was paid directly by the City after the agreement with United Neighbors ended, and their demographics are included in activity number 1145.</p>	

PGM Year: 2017
 Project: 0001 - City Administration/Planning
 IDIS Activity: 1148 - CITY ADMINISTRATION/PLANNING

Status: Open
 Location: -
 Objective:
 Outcome:
 Matrix Code: General Program Administration (21A)
 National Objective:

Initial Funding Date: 11/01/2017

Description:
 COORDINATES, ADMINISTERS, AND MONITORS CDBG PROGRAM; PREPARES REPORTS AND PLAN REQUIRED BY HUD; PREPARES ENVIRONMENTAL AND HISTORIC PRESERVATION STUDIES.

HUD does not require the reporting of beneficiaries for planning and administration activities, nor does the template provided by HUD allow space for such reporting. However, it is important to note that none of the other activities funded with CDBG this program year would have been possible without the regulatory and administrative compliance.

Financing

	Fund Type	Grant Year	Grant	Funded Amount	Drawn In Program Year	Drawn Thru Program Year
CDBG	IN	2017	017MC190002	\$246,037.00	\$246,037.00	\$246,037.00
	PI			\$589.50	\$589.50	\$589.50
	RL			\$30,613.77	\$30,613.77	\$30,613.77
Total	Total			\$277,240.27	\$277,240.27	\$277,240.27

Proposed Accomplishments

Actual Accomplishments

	Owner		Renter		Total		Person	
	Total	Hispanic	Total	Hispanic	Total	Hispanic	Total	Hispanic
Number assisted:								
White:					0	0		
Black/African American:					0	0		
Asian:					0	0		
American Indian/Alaskan Native:					0	0		
Native Hawaiian/Other Pacific Islander:					0	0		
American Indian/Alaskan Native & White:					0	0		
Asian White:					0	0		
Black/African American & White:					0	0		
American Indian/Alaskan Native & Black/African American:					0	0		
Other multi-racial:					0	0		
Asian/Pacific Islander:					0	0		
Hispanic:					0	0		
Total:	0	0	0	0	0	0	0	0

Female-headed Households:

Income Category:

	Owner	Renter	Total	Person
Extremely Low			0	
Low Mod			0	
Moderate			0	
Non Low Moderate			0	
Total	0	0	0	0
Percent Low/Mod				

Annual Accomplishments

No data returned for this view. This might be because the applied filter excludes all data.

PGM Year: 2017
Project: 0002 - Housing
IDIS Activity: 1149 - CITY HOUSING REHAB RLF

Status: Open
Location: 950 N Pine St Davenport, IA 52804-4134
Objective: Provide decent affordable housing
Outcome: Affordability
Matrix Code: Rehab; Single-Unit Residential (14A)
National Objective: LMH

Initial Funding Date: 11/01/2017

Description:

PROVIDES FINANCING FOR REHABILITATION AND PURCHASE OF HOUSING

Financing

	Fund Type	Grant Year	Grant	Funded Amount	Drawn In Program Year	Drawn Thru Program Year
CDBG	EN	2017	817MC190002	\$194,051.92	\$13,766.45	\$13,766.45
	RL			\$70,569.62	\$70,569.62	\$70,569.62
Total	Total			\$264,621.54	\$84,336.07	\$84,336.07

Proposed Accomplishments

Housing Units : 15

Actual Accomplishments

Number assisted:	Owner		Renter		Total		Person	
	Total	Hispanic	Total	Hispanic	Total	Hispanic	Total	Hispanic
White:	6	0	0	0	6	0	0	0
Black/African American:	1	0	0	0	1	0	0	0
Asian:	0	0	0	0	0	0	0	0
American Indian/Alaskan Native:	0	0	0	0	0	0	0	0
Native Hawaiian/Other Pacific Islander:	0	0	0	0	0	0	0	0
American Indian/Alaskan Native & White:	0	0	0	0	0	0	0	0
Asian White:	0	0	0	0	0	0	0	0
Black/African American & White:	0	0	0	0	0	0	0	0
American Indian/Alaskan Native & Black/African American:	0	0	0	0	0	0	0	0
Other multi-racial:	0	0	0	0	0	0	0	0
Asian/Pacific Islander:	0	0	0	0	0	0	0	0
Hispanic:	0	0	0	0	0	0	0	0
Total:	7	0	0	0	7	0	0	0

Female-headed Households:

2 0 2

Income Category

	Owner	Renter	Total	Person
Extremely Low	2	0	2	0
Low Mod	2	0	2	0
Moderate	3	0	3	0
Non Low Moderate	0	0	0	0
Total	7	0	7	0
Percent Low/Mod	100.0%		100.0%	

Annual Accomplishments

Years	Accomplishment Narrative	# Benefitting
2017	As the program year comes to a close the City of Davenport Housing Programs served the community with owner occupied rehab loans, exterior accessibility grants, and emergency loans. Funding from the RLF was also used to support other eligible activities under separate IDIS numbers and CDBG matrix codes, as allowed by HUD. The accomplishments for these activities can be found under IDIS activity numbers 1143, 1144, 1163, 1164, and 1170.	
	Accomplishment enter through Q4	

PGM Year: 2017
Project: 0002 - Housing
IDIS Activity: 1150 - CITY HOUSING REHAB STAFF - CDBG

Status: Open
Location: 226 W 4th St Davenport, IA 52801-1308
Objective: Provide decent affordable housing
Outcome: Affordability
Matrix Code: Rehabilitation Administration (14H)
National Objective: LMH

Initial Funding Date: 11/01/2017

Description:

Staff provides rehabilitation services to homeowners, homebuyers and developers of affordable housing. This could include rehabilitation counseling, preparation of work specifications, loan processing, inspections and other services related to assisting owners, tenants, contractors and other entities participating or seeking to participate in rehabilitation activities. Programs carried out include owner occupied rehabilitation, urban homestead, emergency repair loans, accessibility, affordable single family new construction, and rental unit production. Also includes operation and oversight of the Housing Rehabilitation and Neighborhood Revitalization Fund, including monitoring for compliance and payment receipt and processing.

Financing

	Fund Type	Grant Year	Grant	Funded Amount	Drawn In Program Year	Drawn Thru Program Year
CDBG	EN	2016	B16MC190002	\$2,500.00	\$2,500.00	\$2,500.00
		2017	B17MC190002	\$287,755.59	\$249,519.29	\$249,519.29
	RL			\$151,174.69	\$151,174.69	\$151,174.69
Total	Total			\$441,430.28	\$403,193.98	\$403,193.98

Proposed Accomplishments

Actual Accomplishments

Number assisted:	Owner		Renter		Total		Person	
	Total	Hispanic	Total	Hispanic	Total	Hispanic	Total	Hispanic
White:	0	0	0	0	0	0	0	0
Black/African American:	0	0	0	0	0	0	0	0
Asian:	0	0	0	0	0	0	0	0
American Indian/Alaskan Native:	0	0	0	0	0	0	0	0
Native Hawaiian/Other Pacific Islander:	0	0	0	0	0	0	0	0
American Indian/Alaskan Native & White:	0	0	0	0	0	0	0	0
Asian White:	0	0	0	0	0	0	0	0
Black/African American & White:	0	0	0	0	0	0	0	0
American Indian/Alaskan Native & Black/African American:	0	0	0	0	0	0	0	0
Other multi-racial:	0	0	0	0	0	0	0	0
Asian/Pacific Islander:	0	0	0	0	0	0	0	0
Hispanic:	0	0	0	0	0	0	0	0
Total:	0	0	0	0	0	0	0	0

Female-headed Households:

0 0 0

Income Category:

	Owner	Renter	Total	Person
Extremely Low	0	0	0	0
Low Mod	0	0	0	0
Moderate	0	0	0	0
Non Low Moderate	0	0	0	0
Total	0	0	0	0
Percent Low/Mod				

Annual Accomplishments

Years	Accomplishment Narrative	# Benefiting
2017	Staff provides rehabilitation services to homeowners, homebuyers and developers of affordable housing. This could include rehabilitation advising, income verification, preparation of work specifications, creation of loan/contract documents, loan processing, inspections and other services related to assisting owners, tenants, contractors and other entities participating or seeking to participate in rehabilitation activities. Programs carried out include owner occupied rehabilitation, acquisition assistance, urban homestead, emergency repair loans, accessibility, affordable single family new construction, and rental unit production. Also includes operation and oversight of the City's Housing Rehabilitation and Neighborhood Revitalization Fund, including monitoring for compliance and payment receipt and processing. Activity numbers accomplishments for this year were reported in are: 1143, 1144, 1149, 1163, 1164, and 1170.	

PGM Year:	2017		
Project:	0003 - Economic Development		
IDIS Activity:	1152 - CITY ECONOMIC DEVELOPMENT FUND		
Status:	Open	Objective:	Create economic opportunities
Location:	226 W 4th St Davenport, IA 52801-1308	Outcome:	Availability/accessibility
		Matrix Code:	ED Direct Financial Assistance to For-
			National Objective: LMJ

Initial Funding Date: 11/01/2017

Description:

Entitlement dollars allocated to a fund for assisting small businesses and other businesses (both loans and grants).

Types of projects assisted will include: small businesses; businesses qualifying for the Downtown Davenport Jobs program; improvements to commercial building located in designated slumblight areas; and businesses retaining or creating qualifying jobs, with at least 51% either held by or made available to low/moderate income individuals.

Accomplishments for the administration activity will be reported in the individual IDIS activity numbers for the loans generated.

Separate activities will be set up for each business assisted and environmental assessments will be done for each business assisted.

Financing

	Fund Type	Grant Year	Grant	Funded Amount	Drawn In Program Year	Drawn Thru Program Year
CDBG	EN	2016	B16MC190002	\$254,076.50	\$0.00	\$0.00
		2017	B17MC190002	\$225,000.00	\$0.00	\$0.00
Total	Total			\$479,076.50	\$0.00	\$0.00

Proposed Accomplishments

Jobs : 10

Actual Accomplishments

Number assisted:	Owner		Renter		Total		Person	
	Total	Hispanic	Total	Hispanic	Total	Hispanic	Total	Hispanic
White:	0	0	0	0	0	0	0	0
Black/African American:	0	0	0	0	0	0	0	0
Asian:	0	0	0	0	0	0	0	0
American Indian/Alaskan Native:	0	0	0	0	0	0	0	0
Native Hawaiian/Other Pacific Islander:	0	0	0	0	0	0	0	0
American Indian/Alaskan Native & White:	0	0	0	0	0	0	0	0
Asian White:	0	0	0	0	0	0	0	0
Black/African American & White:	0	0	0	0	0	0	0	0
American Indian/Alaskan Native & Black/African American:	0	0	0	0	0	0	0	0
Other multi-racial:	0	0	0	0	0	0	0	0
Asian/Pacific Islander:	0	0	0	0	0	0	0	0
Hispanic:	0	0	0	0	0	0	0	0
Total:	0	0	0	0	0	0	0	0

Female-headed Households: 0 0 0

Income Category

	Owner	Renter	Total	Person
Extremely Low	0	0	0	0
Low Mod	0	0	0	0
Moderate	0	0	0	0
Non Low Moderate	0	0	0	0
Total	0	0	0	0

Percent Low/Mod

Annual Accomplishments

No data returned for this view. This might be because the applied filter excludes all data.

PGM Year:	2017
Project:	0003 - Economic Development
IDIS Activity:	1153 - CITY ECONOMIC DEVELOPMENT ADMIN

Status: Open Objective: Provide decent affordable housing
Location: 226 W 4th St Davenport, IA 52801-1308 Outcome: Affordability
Matrix Code: ED Direct Financial Assistance to For- National Objective: LMJ

Initial Funding Date: 11/01/2017

Description:

Staff provides assistance to businesses looking to locate, relocate or expand in Davenport. This could include analysis of projects, loan underwriting, and loans and grants directly to businesses. The two programs carried out are Downtown Davenport Jobs and Small Business Loan Program. Accomplishments are reported in other IDIS activity numbers related to economic development loans.

Financing

	Fund Type	Grant Year	Grant	Funded Amount	Drawn In Program Year	Drawn Thru Program Year
CDBG	RL			\$45,794.84	\$45,794.84	\$45,794.84
Total	Total			\$45,794.84	\$45,794.84	\$45,794.84

Proposed Accomplishments

Actual Accomplishments

Number assisted:	Owner		Renter		Total		Person	
	Total	Hispanic	Total	Hispanic	Total	Hispanic	Total	Hispanic
White:	0	0	0	0	0	0	0	0
Black/African American:	0	0	0	0	0	0	0	0
Asian:	0	0	0	0	0	0	0	0
American Indian/Alaskan Native:	0	0	0	0	0	0	0	0
Native Hawaiian/Other Pacific Islander:	0	0	0	0	0	0	0	0
American Indian/Alaskan Native & White:	0	0	0	0	0	0	0	0
Asian White:	0	0	0	0	0	0	0	0
Black/African American & White:	0	0	0	0	0	0	0	0
American Indian/Alaskan Native & Black/African American:	0	0	0	0	0	0	0	0
Other multi-racial:	0	0	0	0	0	0	0	0
Asian/Pacific Islander:	0	0	0	0	0	0	0	0
Hispanic:	0	0	0	0	0	0	0	0
Total:	0	0	0	0	0	0	0	0

Female-headed Households: 0 0 0

Income Category:

	Owner	Renter	Total	Person
Extremely Low	0	0	0	0
Low Mod	0	0	0	0
Moderate	0	0	0	0
Non Low Moderate	0	0	0	0
Total	0	0	0	0

Percent Low/Mod

Annual Accomplishments

Years	Accomplishment Narrative	# Benefiting
2017	Staff provides assistance to businesses looking to locate, relocate or expand in Davenport. This could include analysis of projects, loan underwriting, and loans and grants directly to businesses. Two programs carried out were Downtown Davenport Jobs and Small Business Loan Program. In addition, assistance to improve business facades in slum and blight areas was provided to several businesses this year. Activity numbers accomplishments for this year were reported in are: 1094, 1095, 1101, 1104, 1131, 1133, 1135, 1137, 1138, 1139, 1140, 1141, 1142, 1165, 1167, 1168, 1169, 1171, 1172, 1173, 1175, and 1176.	

PGM Year: 2017
Project: 0005 - Low-Mod Clientele and Public Services
IDIS Activity: 1154 - BIG BROTHERS BIG SISTERS OF THE QUAD CITIES
Status: Open
Location: 130 W 5th St Davenport, IA 52801-1402
Objective: Create suitable living environments
Outcome: Sustainability
Matrix Code: Youth Services (05D)
National Objective: LMC

Initial Funding Date: 11/01/2017

Description:

Provides at-risk youth with an adult mentor and role model.
Counselors meet with youth and parents and provide training for the adult volunteers.

Financing

	Fund Type	Grant Year	Grant	Funded Amount	Drawn In Program Year	Drawn Thru Program Year
CDBG	EN	2015	015MC190002	\$28,763.00	\$28,763.00	\$28,763.00
Total	Total			\$28,763.00	\$28,763.00	\$28,763.00

Proposed Accomplishments

People (General) : 280

Actual Accomplishments

Number assisted:	Owner		Renter		Total		Person	
	Total	Hispanic	Total	Hispanic	Total	Hispanic	Total	Hispanic
White:	0	0	0	0	0	0	95	0
Black/African American:	0	0	0	0	0	0	64	0
Asian:	0	0	0	0	0	0	0	0
American Indian/Alaskan Native:	0	0	0	0	0	0	0	0
Native Hawaiian/Other Pacific Islander:	0	0	0	0	0	0	0	0
American Indian/Alaskan Native & White:	0	0	0	0	0	0	0	0
Asian White:	0	0	0	0	0	0	1	0
Black/African American & White:	0	0	0	0	0	0	48	0
American Indian/Alaskan Native & Black/African American:	0	0	0	0	0	0	0	0
Other multi-racial:	0	0	0	0	0	0	24	13
Asian/Pacific Islander:	0	0	0	0	0	0	0	0
Hispanic:	0	0	0	0	0	0	0	0
Total:	0	0	0	0	0	0	232	13

Female-headed Households:

0 0 0

Income Category:

	Owner	Renter	Total	Person
Extremely Low	0	0	0	150
Low Mod	0	0	0	60
Moderate	0	0	0	19
Non Low Moderate	0	0	0	3
Total	0	0	0	232
Percent Low/Mod				98.7%

Annual Accomplishments

Years	Accomplishment Narrative	# Benefiting
2017	In an effort to increase the number of volunteers mentoring youth through BBBBMV, the agency participated in a unique event in partnership with Modern Woodmen of America, located in Rock Island. In April, 30 employees of Modern Woodmen of America participated in a "Big for a Day" event which involved spending their lunch hour meeting at a local school and having lunch and playing games with a "Little for a Day". BBBBMV worked with two schools, one in Davenport (Washington Elementary) and one in Moline (Logan Elementary). Fifteen volunteers participated at each school. The "Littles" involved were children the school contact identified as potentially benefiting from a mentoring relationship. A similar event was held along with United Way's Spring Day of Caring in May, working with Garfield Elementary in Davenport and Denkmann Elementary in Rock Island. Following these events, which were very fun and engaging for everyone involved, BBBBMV has enrolled several of the volunteer participants to become long-term Big Brothers or Big Sisters. The events also increase awareness of the mission of BBBBMV and the need for more positive role models in the lives of area children. Accomplishments entered through Q4	

PGM Year: 2017
Project: 0005 - Low-Mid Clientele and Public Services
IDIS Activity: 1155 - BOYS AND GIRLS CLUB
Status: Open
Location: 338 6th St Moline, IL 61265-1160
Objective: Create suitable living environments
Outcome: Sustainability
Matrix Code: Youth Services (05D)
National Objective: LMC

Initial Funding Date: 11/01/2017

Description:

SUPPORT SERVICES TO PROVIDE A SAFE PLACE WITH STRUCTURED PROGRAMS FOR YOUTH AGES 6-17.

Financing

	Fund Type	Grant Year	Grant	Funded Amount	Drawn In Program Year	Drawn Thru Program Year
CDBG	EN	2015	815MC190002	\$28,320.00	\$28,320.00	\$28,320.00
Total	Total			\$28,320.00	\$28,320.00	\$28,320.00

Proposed Accomplishments

People (General) : 125

Actual Accomplishments

Number assisted:	Owner		Renter		Total		Person	
	Total	Hispanic	Total	Hispanic	Total	Hispanic	Total	Hispanic
White:	0	0	0	0	0	0	33	7
Black/African American:	0	0	0	0	0	0	64	4
Asian:	0	0	0	0	0	0	0	0
American Indian/Alaskan Native:	0	0	0	0	0	0	0	0
Native Hawaiian/Other Pacific Islander:	0	0	0	0	0	0	0	0
American Indian/Alaskan Native & White:	0	0	0	0	0	0	0	0
Asian White:	0	0	0	0	0	0	0	0
Black/African American & White:	0	0	0	0	0	0	7	2
American Indian/Alaskan Native & Black/African American:	0	0	0	0	0	0	1	0
Other multi-racial:	0	0	0	0	0	0	0	0
Asian/Pacific Islander:	0	0	0	0	0	0	0	0
Hispanic:	0	0	0	0	0	0	0	0
Total:	0	0	0	0	0	0	105	13

Female-headed Households:

0 0 0

Income Category:

	Owner	Renter	Total	Person
Extremely Low	0	0	0	36
Low Mod	0	0	0	36
Moderate	0	0	0	13
Non Low Moderate	0	0	0	20
Total	0	0	0	105
Percent Low/Mod				81.0%

Annual Accomplishments

Years	Accomplishment Narrative	# Benefiting
2017	Members during the school year attended Club for three to four hours a day. Attendees had an hour of homework time (Power Hour), an hour of activities (ranging from education and careers to art to health and life skills to physical fitness to leadership and character), dinner, and free time. Members during the summer attended a variety of activities, including lunch and dinner. Accomplishments entered through Q4	

PGM Year: 2017
Project: 0005 - Low-Mod Clientele and Public Services
IDIS Activity: 1156 - FAMILY RESOURCES SAFE PATH
Status: Open
Location: 2800 Eastern Ave Davenport, IA 52803-2012
Objective: Create suitable living environments
Outcome: Sustainability
Matrix Code: Services for victims of domestic
National Objective: LMC

Initial Funding Date: 11/01/2017

Description:

COUNSELING, REFERRALS, AND LEGAL ASSISTANCE, AND SHELTER TO VICTIMS OF DOMESTIC VIOLENCE

Financing

	Fund Type	Grant Year	Grant	Funded Amount	Drawn In Program Year	Drawn Thru Program Year
CDBG	EN	2015	815MC190002	\$25,151.00	\$25,103.45	\$25,103.45
Total	Total			\$25,151.00	\$25,103.45	\$25,103.45

Proposed Accomplishments

People (General) : 350

Actual Accomplishments

Number assisted:	Owner		Renter		Total		Person	
	Total	Hispanic	Total	Hispanic	Total	Hispanic	Total	Hispanic
White:	0	0	0	0	0	0	202	10
Black/African American:	0	0	0	0	0	0	65	1
Asian:	0	0	0	0	0	0	0	0
American Indian/Alaskan Native:	0	0	0	0	0	0	2	0
Native Hawaiian/Other Pacific Islander:	0	0	0	0	0	0	0	0
American Indian/Alaskan Native & White:	0	0	0	0	0	0	4	0
Asian White:	0	0	0	0	0	0	0	0
Black/African American & White:	0	0	0	0	0	0	11	4
American Indian/Alaskan Native & Black/African American:	0	0	0	0	0	0	0	0
Other multi-racial:	0	0	0	0	0	0	21	2
Asian/Pacific Islander:	0	0	0	0	0	0	0	0
Hispanic:	0	0	0	0	0	0	0	0
Total:	0	0	0	0	0	0	305	17

Female-headed Households:

0 0 0

Income Category:

	Owner	Renter	Total	Person
Extremely Low	0	0	0	166
Low Mod	0	0	0	68
Moderate	0	0	0	40
Non Low Moderate	0	0	0	31
Total	0	0	0	305
Percent Low/Mod				89.8%

Annual Accomplishments

Years	Accomplishment Narrative	# Benefiting
2017	During this reporting period, the Family Resources' Legal Advocate worked with a survivor to initiate obtaining an Order of Protection. The Advocate assisted throughout the entire process from filling out the paperwork, advocating to the Judge, and providing emotional support during the day of the court proceeding. A consent order was put into place which expires in one year. Currently, the Legal Advocate is providing ongoing support and case management, including safety planning and identifying strengths and needs. The survivor identified an overdue electric bill that she had so the Legal Advocate has assisted the survivor in applying for benefits through the Supplemental Emergency Assistance Program (SEAP) to get her outstanding balance caught up and prevent having her utilities shut off. Family Resources provided additional financial assistance with gas so that the survivor could continue to get to and from work. The survivor identifies feeling more independent now and feels safer with the Order of Protection in place. She remains employed and is moving towards self-sufficiency. Accomplishments entered through Q4	

PGM Year: 2017
 Project: 0005 - Low-Mod Clientele and Public Services
 IDIS Activity: 1157 - FRIENDLY HOUSE YEAR ROUND YOUTH PROGRAM

Status: Open Objective: Create suitable living environments
 Location: 1221 N Myrtle St Davenport, IA 52804-3800 Outcome: Sustainability
 Matrix Code: Youth Services (05D) National Objective: LMC

Initial Funding Date: 11/01/2017

Description:

Provides affordable day care for youth in grades K-5 whose parents are either employed full time or are attending school.
 Also provides social, cultural, educational and recreational activities for central city children.
 Youth programs provide enrichment activities that address social, physical, and educational needs.

Financing

	Fund Type	Grant Year	Grant	Funded Amount	Drawn In Program Year	Drawn Thru Program Year
CDBG	EN	2015	015MC190002	\$28,291.00	\$28,291.00	\$28,291.00
Total	Total			\$28,291.00	\$28,291.00	\$28,291.00

Proposed Accomplishments

People (General) : 80

Actual Accomplishments

Number assisted:	Owner		Renter		Total		Person	
	Total	Hispanic	Total	Hispanic	Total	Hispanic	Total	Hispanic
White:	0	0	0	0	0	0	36	8
Black/African American:	0	0	0	0	0	0	24	0
Asian:	0	0	0	0	0	0	0	0
American Indian/Alaskan Native:	0	0	0	0	0	0	0	0
Native Hawaiian/Other Pacific Islander:	0	0	0	0	0	0	0	0
American Indian/Alaskan Native & White:	0	0	0	0	0	0	0	0
Asian White:	0	0	0	0	0	0	0	0
Black/African American & White:	0	0	0	0	0	0	23	1
American Indian/Alaskan Native & Black/African American:	0	0	0	0	0	0	0	0
Other multi-racial:	0	0	0	0	0	0	0	0
Asian/Pacific Islander:	0	0	0	0	0	0	0	0
Hispanic:	0	0	0	0	0	0	0	0
Total:	0	0	0	0	0	0	83	9
Female-headed Households:	0		0		0			
Income Category:								
	Owner	Renter	Total		Person			
Extremely Low	0	0	0		42			
Low Mod	0	0	0		21			
Moderate	0	0	0		7			
Non Low Moderate	0	0	0		13			
Total	0	0	0		83			
Percent Low/Mod					84.3%			

Annual Accomplishments

Years	Accomplishment Narrative	# Benefiting
2017	Friendly House afterschool program provided care for one plus day in April, and our children were able to enjoy the rest of spring while enrolled at our facility. The Master Gardeners began their summer planting season early, and program participants assisted in planting all the vegetables in our gardens. Most children involved in the planting are registered in our summer program, so there was a lot of excitement about what foods we would be growing. The summer program this year began in June. This year we have implemented the theme <i>Around the World</i> . Each week there will be a new country to study and discover. The participants will be doing this through books they have checked out from the local library, craft or other enrichment activities, cooking projects, guest speakers, and field trips (when applicable). The children enjoyed having a guest speaker who has made frequent visits to Africa, and could speak to the children about the culture, share souvenirs from their trips, and even taught the children a local song they learned when visiting. This summer we have also enjoyed field trips to local parks, swimming pools, and the Museum. Accomplishments entered through Q4	

PGM Year: 2017
Project: 0005 - Low-Mid Clientele and Public Services
IDIS Activity: 1158 - HUMILITY OF MARY HOUSING, INC.
Status: Open
Location: 3805 Mississippi Ave Davenport, IA 52807-1816
Objective: Provide decent affordable housing
Outcome: Availability/accessibility
Matrix Code: Other Public Services Not Listed in
National Objective: LMC

Initial Funding Date: 11/01/2017

Description:

TRANSITIONAL AND PERMANENT SUPPORTIVE HOUSING WITH SERVICES FOR SINGLE-PARENT FAMILIES

Financing

	Fund Type	Grant Year	Grant	Funded Amount	Drawn In Program Year	Drawn Thru Program Year
CDBG	EN	2015	815MC190002	\$22,729.00	\$22,729.00	\$22,729.00
Total	Total			\$22,729.00	\$22,729.00	\$22,729.00

Proposed Accomplishments

People (General) : 74

Actual Accomplishments

Number assisted:	Owner		Renter		Total		Person	
	Total	Hispanic	Total	Hispanic	Total	Hispanic	Total	Hispanic
White:	0	0	0	0	0	0	30	4
Black/African American:	0	0	0	0	0	0	28	0
Asian:	0	0	0	0	0	0	0	0
American Indian/Alaskan Native:	0	0	0	0	0	0	0	0
Native Hawaiian/Other Pacific Islander:	0	0	0	0	0	0	0	0
American Indian/Alaskan Native & White:	0	0	0	0	0	0	0	0
Asian White:	0	0	0	0	0	0	0	0
Black/African American & White:	0	0	0	0	0	0	7	2
American Indian/Alaskan Native & Black/African American:	0	0	0	0	0	0	0	0
Other multi-racial:	0	0	0	0	0	0	1	1
Asian/Pacific Islander:	0	0	0	0	0	0	0	0
Hispanic:	0	0	0	0	0	0	0	0
Total:	0	0	0	0	0	0	66	7

Female-headed Households:

0 0 0

Income Category:

	Owner	Renter	Total	Person
Extremely Low	0	0	0	63
Low Mod	0	0	0	3
Moderate	0	0	0	0
Non Low Moderate	0	0	0	0
Total	0	0	0	66
Percent Low/Mod				100.0%

Annual Accomplishments

Years	Accomplishment Narrative	# Benefiting
2017	This quarter, Humility of Mary Housing families attended Adult Support Group meetings on topics including Improving Health and Accessing Health Services and Disaster Preparedness. Staff attended the training No Such Thing as A Bad Kid to learn new ideas to help parents regarding discipline and effective parenting techniques. Staff also attended the Quad Cities Fair Housing Symposium. In June, Humility of Mary Housing, Inc. announced that the agency would be merging with Humility of Mary Shelter, Inc. effective July 1st. This strategic merger strengthens our ability to prevent homelessness and serve those experiencing homelessness in the Greater Quad Cities area. The merger centralizes our administrative, financial, and development offices. The merged agency will retain the legal name of Humility of Mary Shelter, Inc. but has made the decision to do business as Humility Homes and Services, Inc. The agency expects to roll out new logos, signage, and other branding materials in the coming months. Accomplishment enter through Q4	

PGM Year:	2017		
Project:	0005 - Low-Mod Clientele and Public Services		
IDIS Activity:	1159 - HUMILITY OF MARY SHELTER		
Status:	Open	Objective:	Provide decent affordable housing
Location:	1016 W 5th St Davenport, IA 52802-3404	Outcome:	Affordability
		Matrix Code:	Operating Costs of Homeless/AIDS
		National Objective:	LMC

Initial Funding Date: 11/01/2017

Description:

Emergency shelter and services to single men and women.

Financing

	Fund Type	Grant Year	Grant	Funded Amount	Drawn In Program Year	Drawn Thru Program Year
CDBG	EN	2015	B15MC190002	\$22,374.00	\$20,508.00	\$20,508.00
Total	Total			\$22,374.00	\$20,508.00	\$20,508.00

Proposed Accomplishments

People (General) : 606

Actual Accomplishments

Number assisted:	Owner		Renter		Total		Person	
	Total	Hispanic	Total	Hispanic	Total	Hispanic	Total	Hispanic
White:	0	0	0	0	0	0	158	15
Black/African American:	0	0	0	0	0	0	90	1
Asian:	0	0	0	0	0	0	0	0
American Indian/Alaskan Native:	0	0	0	0	0	0	6	0
Native Hawaiian/Other Pacific Islander:	0	0	0	0	0	0	0	0
American Indian/Alaskan Native & White:	0	0	0	0	0	0	5	0
Asian White:	0	0	0	0	0	0	0	0
Black/African American & White:	0	0	0	0	0	0	3	1
American Indian/Alaskan Native & Black/African American:	0	0	0	0	0	0	3	0
Other multi-racial:	0	0	0	0	0	0	8	2
Asian/Pacific Islander:	0	0	0	0	0	0	0	0
Hispanic:	0	0	0	0	0	0	0	0
Total:	0	0	0	0	0	0	273	19

Female-headed Households:

0 0 0

Income Category:

	Owner	Renter	Total	Person
Extremely Low	0	0	0	240
Low Mod	0	0	0	27
Moderate	0	0	0	6
Non Low Moderate	0	0	0	0
Total	0	0	0	273
Percent Low/Mod				100.0%

Annual Accomplishments

Years	Accomplishment Narrative	# Benefiting
2017	Humility of Mary Shelter, Inc. staff attended 6th Annual Iowa/Nebraska Peer-to-Peer Homelessness Symposium. Breakout sessions & workshops included titles such as: Impact of Evictions on Homelessness, Self Care, Trauma Informed Care 101, Addressing Racial Disparities as a Strategy to End Homelessness, Generational Poverty, and Human Trafficking. Internally, Humility of Mary Shelter, Inc. staff also welcomed the Davenport Police Department to host ALICE training. Humility of Mary Shelter, Inc. grants staff presented an all-day refresher around Data Quality, as well as monthly presentations at staff meetings from various community partners. In June, Humility of Mary Shelter, Inc. announced that the agency would be merging with Humility of Mary Housing, Inc. effective July 1st. This strategic merger strengthens our ability to prevent homelessness and serve those experiencing homelessness in the Greater Quad Cities area. The merger centralizes our administrative, financial, and development offices. The merged agency will retain the legal name of Humility of Mary Shelter, Inc. but has made the decision to do business as Humility Homes and Services, Inc. The agency expects to roll out new logos, signage, and other branding materials in the coming months. Accomplishment enter through Q4	

PGM Year:	2017		
Project:	0005 - Low-Mod Clientele and Public Services		
IDIS Activity:	1160 - PROJECT RENEWAL		
Status:	Open	Objective:	Provide decent affordable housing
Location:	906 W 5th St Davenport, IA 52802-3403	Outcome:	Affordability
		Matrix Code:	Youth Services (05D)
		National Objective:	LMC

Initial Funding Date: 11/01/2017

Description:

AN AFTER SCHOOL DROP-IN SITE FOR NEIGHBORHOOD CHILDREN. ACTIVITIES INCLUDE HOMEWORK TUTORING, GAMES, CRAFTS, AND FIELD TRIPS. PROGRAMS ALSO PROVIDED DURING THE SUMMER.

Financing

	Fund Type	Grant Year	Grant	Funded Amount	Drawn In Program Year	Drawn Thru Program Year
CDBG	EN	2015	B15MC190002	\$29,760.78	\$29,760.78	\$29,760.78
		2016	B16MC190002	\$752.22	\$752.22	\$752.22
Total	Total			\$30,513.00	\$30,513.00	\$30,513.00

Proposed Accomplishments

People (General) : 55

Actual Accomplishments

Number assisted:	Owner		Renter		Total		Person	
	Total	Hispanic	Total	Hispanic	Total	Hispanic	Total	Hispanic
White:	0	0	0	0	0	0	25	24
Black/African American:	0	0	0	0	0	0	17	0
Asian:	0	0	0	0	0	0	0	0
American Indian/Alaskan Native:	0	0	0	0	0	0	0	0
Native Hawaiian/Other Pacific Islander:	0	0	0	0	0	0	0	0
American Indian/Alaskan Native & White:	0	0	0	0	0	0	0	0
Asian White:	0	0	0	0	0	0	0	0
Black/African American & White:	0	0	0	0	0	0	9	5
American Indian/Alaskan Native & Black/African American:	0	0	0	0	0	0	0	0
Other multi-racial:	0	0	0	0	0	0	1	0
Asian/Pacific Islander:	0	0	0	0	0	0	0	0
Hispanic:	0	0	0	0	0	0	0	0
Total:	0	0	0	0	0	0	52	29

Female-headed Households:

0 0 0

Income Category

	Owner	Renter	Total	Person
Extremely Low	0	0	0	25
Low Mod	0	0	0	20
Moderate	0	0	0	7
Non Low Moderate	0	0	0	0
Total	0	0	0	52
Percent Low/Mod				100.0%

Annual Accomplishments

Years	Accomplishment Narrative	# Benefitting
2017	Project Renewal (PR) is meeting the local objective to support human needs for the citizens of Davenport emphasizing building life skills. PR's focus is directed primarily to youth, with other family members and PR neighbors indirectly receiving benefit because of youth involvement, programming PR provides, & PR staff residence in one of the City of Davenport's oldest and most fragile neighborhood. PR is a positive presence for children & families who lack opportunities to succeed - build self-esteem, provide educational support, develop positive social and behavioral skills, and model positive family values. PR provides educational, recreational, and social activities for children in a safe, loving environment. Staff/volunteers are positive role models for many children struggling with everyday issues, in addition, a watchful eye on neighborhood happenings to help increase safety & livability, monitoring & reporting concerns, positive relationships with police department and city public works. PR's program allows for youth to feel important, give them practice making decisions, feel independent, make mistakes & learn from them in a safe environment with guidance. PR's youth program fills many basic needs for our youth that go unmet while nurturing positive growth. Accomplishment enter through Q4	

PGM Year:	2017
Project:	0005 - Low-Mod Clientele and Public Services
IDIS Activity:	1161 - SALVATION ARMY EMERGENCY SHELTER

Status: Open Objective: Provide decent affordable housing
Location: 301 W 6th St Davenport, IA 52803-5127 Outcome: Affordability
Matrix Code: Operating Costs of Homeless/AIDS National Objective: LMC

Initial Funding Date: 11/01/2017

Description:

emergency shelter and assistance, meal site and case management services to families and single women

Financing

	Fund Type	Grant Year	Grant	Funded Amount	Drawn In Program Year	Drawn Thru Program Year
CDBG	EN	2016	B16MC190002	\$20,859.00	\$17,167.94	\$17,167.94
Total	Total			\$20,859.00	\$17,167.94	\$17,167.94

Proposed Accomplishments

People (General) : 150

Actual Accomplishments

Number assisted:

	Owner		Renter		Total		Person	
	Total	Hispanic	Total	Hispanic	Total	Hispanic	Total	Hispanic
White:	0	0	0	0	0	0	12	0
Black/African American:	0	0	0	0	0	0	46	4
Asian:	0	0	0	0	0	0	0	0
American Indian/Alaskan Native:	0	0	0	0	0	0	0	0
Native Hawaiian/Other Pacific Islander:	0	0	0	0	0	0	0	0
American Indian/Alaskan Native & White:	0	0	0	0	0	0	0	0
Asian White:	0	0	0	0	0	0	0	0
Black/African American & White:	0	0	0	0	0	0	8	0
American Indian/Alaskan Native & Black/African American:	0	0	0	0	0	0	0	0
Other multi-racial:	0	0	0	0	0	0	0	0
Asian/Pacific Islander:	0	0	0	0	0	0	0	0
Hispanic:	0	0	0	0	0	0	0	0
Total:	0	0	0	0	0	0	66	4

Female-headed Households:

0 0 0

Income Category:

	Owner	Renter	Total	Person
Extremely Low	0	0	0	60
Low Mod	0	0	0	4
Moderate	0	0	0	2
Non Low Moderate	0	0	0	0
Total	0	0	0	66
Percent Low/Mod				100.0%

Annual Accomplishments

Years	Accomplishment Narrative	# Benefiting
2017	19 out of 19 clients are still in shelter and are working with Case Managers to get permanently housed. 3 out of 19 gained employment or have income coming in. Accomplishment enter through Q4	

PGM Year: 2017
 Project: 0005 - Low-Mod Clientele and Public Services
 IDIS Activity: 1162 - VERA FRENCH COMM. MENTAL HEALTH CTR

Status: Open
 Location: 1441 W Central Park Ave Davenport, IA 52804-1707
 Objective: Create suitable living environments
 Outcome: Sustainability
 Matrix Code: Handicapped Services (058)
 National Objective: LMC

Initial Funding Date: 11/01/2017

Description:

flexible ongoing support services to individuals with chronic mental illness residing in properties managed by Vera French Housing Corporation

Financing

	Fund Type	Grant Year	Grant	Funded Amount	Drawn In Program Year	Drawn Thru Program Year
CDBG	EN	2015	015MC190002	\$20,000.00	\$19,618.25	\$19,618.25
Total	Total			\$20,000.00	\$19,618.25	\$19,618.25

Proposed Accomplishments

People (General) : 25

Actual Accomplishments

Number assisted:	Owner		Renter		Total		Person	
	Total	Hispanic	Total	Hispanic	Total	Hispanic	Total	Hispanic
White:	0	0	0	0	0	0	18	0
Black/African American:	0	0	0	0	0	0	1	0
Asian:	0	0	0	0	0	0	0	0
American Indian/Alaskan Native:	0	0	0	0	0	0	0	0
Native Hawaiian/Other Pacific Islander:	0	0	0	0	0	0	0	0
American Indian/Alaskan Native & White:	0	0	0	0	0	0	0	0
Asian White:	0	0	0	0	0	0	0	0
Black/African American & White:	0	0	0	0	0	0	0	0
American Indian/Alaskan Native & Black/African American:	0	0	0	0	0	0	0	0
Other multi-racial:	0	0	0	0	0	0	0	0
Asian/Pacific Islander:	0	0	0	0	0	0	0	0
Hispanic:	0	0	0	0	0	0	0	0
Total:	0	0	0	0	0	0	19	0

Female-headed Households:

0 0 0

Income Category:

	Owner	Renter	Total	Person
Extremely Low	0	0	0	13
Low Mod	0	0	0	6
Moderate	0	0	0	0
Non Low Moderate	0	0	0	0
Total	0	0	0	19
Percent Low/Mod				100.0%

Annual Accomplishments

Years	Accomplishment Narrative	# Benefiting
2017	The SCL program provides services to individuals of all backgrounds who suffer from severe and chronic mental illness and reside in Vera French Housing in Davenport, IA. These individuals are often diagnosed with major depression, bipolar disorder, anxiety, personality disorders, schizophrenia, ongoing medical issues, and much more. Individuals typically fall into the low or extremely low income limits and need assistance with managing their daily needs and mental health issues to ensure that they remain independent and integrated into the community. Each location is owned and operated by Vera French Housing and include four apartment complexes: The Manor located at 215 E 37th St Davenport, IA; The Commons located at 211 E 37th St Davenport, IA; The Terrace located at 227 E 37th St Davenport, IA; and Locust St apartments located at 2312 E Locust St Davenport, IA. Accomplishments enter through Q4	

PGM Year: 2017
 Project: 0002 - Housing
 IDIS Activity: 1163 - CDBG Downpayment Assistance Program

Status: Open
 Location: 226 W 4th St Davenport, IA 52801-1308
 Objective: Provide decent affordable housing
 Outcome: Affordability
 Matrix Code: Homeownership Assistance-excluding
 National Objective: LMH

Initial Funding Date: 12/14/2017

Description:

Income eligible homebuyers will be assisted with up to \$2,500 towards downpayment and closing costs to purchase single family, owner occupied homes in Davenport.

Financing

	Fund Type	Grant Year	Grant	Funded Amount	Drawn In Program Year	Drawn Thru Program Year
CDBG	EN	2016	B16MC190002	\$25,353.96	\$25,000.00	\$25,000.00
		2017	B17MC190002	\$17,696.04	\$0.00	\$0.00
	RL			\$16,950.00	\$16,950.00	\$16,950.00
Total	Total			\$60,000.00	\$41,950.00	\$41,950.00

Proposed Accomplishments

Households (General): 17

Actual Accomplishments

Number assisted:	Owner		Renter		Total		Person	
	Total	Hispanic	Total	Hispanic	Total	Hispanic	Total	Hispanic
White:	16	1	0	0	16	1	0	0
Black/African American:	2	0	0	0	2	0	0	0
Asian:	0	0	0	0	0	0	0	0
American Indian/Alaskan Native:	0	0	0	0	0	0	0	0
Native Hawaiian/Other Pacific Islander:	0	0	0	0	0	0	0	0
American Indian/Alaskan Native & White:	0	0	0	0	0	0	0	0
Asian White:	0	0	0	0	0	0	0	0
Black/African American & White:	0	0	0	0	0	0	0	0
American Indian/Alaskan Native & Black/African American:	0	0	0	0	0	0	0	0
Other multi-racial:	0	0	0	0	0	0	0	0
Asian/Pacific Islander:	0	0	0	0	0	0	0	0
Hispanic:	0	0	0	0	0	0	0	0
Total:	18	1	0	0	18	1	0	0

Female-headed Households:

6 0 6

Income Category

	Owner	Renter	Total	Person
Extremely Low	0	0	0	0
Low Mod	1	0	1	0
Moderate	17	0	17	0
Non Low Moderate	0	0	0	0
Total	18	0	18	0
Percent Low/Mod	100.0%		100.0%	

Annual Accomplishments

Years	Accomplishment Narrative	# Benefitting
2017	This was the first year that the City delivered the downpayment assistance program. It offers up to \$2,500 for downpayment and eligible closing costs. Eighteen first time homebuyers were assisted this year.	

PGM Year:	2017
Project:	0002 - Housing
IDIS Activity:	1164 - 1501 Eastern

Status: Open Objective: Provide decent affordable housing
 Location: 1501 Eastern Ave Davenport, IA 52803-3219 Outcome: Affordability
 Matrix Code: Rehab; Single-Unit Residential (14A) National Objective: LMH

Initial Funding Date: 12/15/2017

Description:

Interior and Exterior rehab of a single family house to sell to an eligible household.

Financing

	Fund Type	Grant Year	Grant	Funded Amount	Drawn In Program Year	Drawn Thru Program Year
CDBG	IN	2017	817MC190002	\$100,869.59	\$97,638.75	\$97,638.75
	RL			\$15,837.51	\$15,837.51	\$15,837.51
Total	Total			\$116,707.10	\$113,476.26	\$113,476.26

Proposed Accomplishments

Housing Units : 1

Actual Accomplishments

Number assisted:

	Owner		Renter		Total		Person	
	Total	Hispanic	Total	Hispanic	Total	Hispanic	Total	Hispanic
White:	0	0	0	0	0	0	0	0
Black/African American:	0	0	0	0	0	0	0	0
Asian:	0	0	0	0	0	0	0	0
American Indian/Alaskan Native:	0	0	0	0	0	0	0	0
Native Hawaiian/Other Pacific Islander:	0	0	0	0	0	0	0	0
American Indian/Alaskan Native & White:	0	0	0	0	0	0	0	0
Asian White:	0	0	0	0	0	0	0	0
Black/African American & White:	0	0	0	0	0	0	0	0
American Indian/Alaskan Native & Black/African American:	0	0	0	0	0	0	0	0
Other multi-racial:	0	0	0	0	0	0	0	0
Asian/Pacific Islander:	0	0	0	0	0	0	0	0
Hispanic:	0	0	0	0	0	0	0	0
Total:	0	0	0	0	0	0	0	0

Female-headed Households:

0 0 0

Income Category

	Owner	Renter	Total	Person
Extremely Low	0	0	0	0
Low Mod	0	0	0	0
Moderate	0	0	0	0
Non Low Moderate	0	0	0	0
Total	0	0	0	0
Percent Low/Mod				

Annual Accomplishments

Years	Accomplishment Narrative	# Benefitting
2017	The rehab project of a single family home will complete in 2018 Program Year, the final payout was submitted.	

PGM Year: 2016
Project: 0004 - Infrastructure and Area Benefits
IDIS Activity: 1165 - Rasing Accounting Services

Status: Completed 6/30/2018 12:00:00 AM
Location: 1529 Washington St Davenport, IA 52804-3611
Objective: Create economic opportunities
Outcome: Availability/accessibility
Matrix Code: ED Direct Financial Assistance to For-
National Objective: SBA

Initial Funding Date: 01/05/2018

Description:

Facade grant to a for-profit tax and accounting practice in the Washington Street area.

Financing

	Fund Type	Grant Year	Grant	Funded Amount	Drawn In Program Year	Drawn Thru Program Year
CDBG	RL			\$21,961.00	\$21,961.00	\$21,961.00
Total	Total			\$21,961.00	\$21,961.00	\$21,961.00

Proposed Accomplishments

Businesses : 1

Annual Accomplishments

Years	Accomplishment Narrative	# Benefiting
2017	This is a facade grant to a small tax and accounting business in the Washington Street designated slum and blight area. The project includes tuckpointing and brick replacement.	

PGM Year: 2017
 Project: 0004 - Infrastructure and Area Benefits
 IDIS Activity: 1166 - Harrison Street Accessibility

Status: Completed 6/30/2018 12:00:00 AM
 Location: 1524 N Harrison St Davenport, IA 52803-4808
 Objective: Create suitable living environments
 Outcome: Availability/accessibility
 Matrix Code: Sidewalks (CCL)
 National Objective: LMA

Initial Funding Date: 02/23/2018

Description:

New ADA Sidewalk with curbs and reposition of a traffic signal to assist residents in a 79.49% LowMod Area with better access to businesses and amenities in the area and to improve the overall accessibility of the neighborhood.

Financing

	Fund Type	Grant Year	Grant	Funded Amount	Drawn In Program Year	Drawn Thru Program Year
CDBG	RL			\$18,295.68	\$18,295.68	\$18,295.68
Total	Total			\$18,295.68	\$18,295.68	\$18,295.68

Proposed Accomplishments

People (General) : 465
 Total Population in Service Area: 585
 Census Tract Percent Low / Mod: 79.49

Annual Accomplishments

Years	Accomplishment Narrative	# Benefiting
2017	Infrastructure improvements to the west side of Harrison Street between W. 15th and W. 16th Streets. This project included new ADA compliant sidewalk, curbs and re-positioning of a traffic signal.	

PGM Year:	2017
Project:	0003 - Economic Development
IDIS Activity:	1167 - Polished Hair Lounge

Status: Completed 6/30/2018 12:00:00 AM Objective: Create economic opportunities
 Location: 735 Federal St 735 Federal St Davenport, IA 52803-5732 Outcome: Availability/accessibility
 Matrix Code: ED Direct Financial Assistance to For- National Objective: LMJ

Initial Funding Date: 02/23/2018

Description:

This is a small business loan to a new hair salon in Davenport.
 The project will create at least one full time equivalent position.

Financing

	Fund Type	Grant Year	Grant	Funded Amount	Drawn In Program Year	Drawn Thru Program Year
CDBG	EN	2016	816MC190002	\$7,850.06	\$7,850.06	\$7,850.06
	RL			\$10,219.94	\$10,219.94	\$10,219.94
Total	Total			\$18,070.00	\$18,070.00	\$18,070.00

Proposed Accomplishments

Jobs : 1

Actual Accomplishments

Number assisted:	Owner		Renter		Total		Person	
	Total	Hispanic	Total	Hispanic	Total	Hispanic	Total	Hispanic
White:	0	0	0	0	0	0	1	0
Black/African American:	0	0	0	0	0	0	0	0
Asian:	0	0	0	0	0	0	0	0
American Indian/Alaskan Native:	0	0	0	0	0	0	0	0
Native Hawaiian/Other Pacific Islander:	0	0	0	0	0	0	0	0
American Indian/Alaskan Native & White:	0	0	0	0	0	0	0	0
Asian White:	0	0	0	0	0	0	0	0
Black/African American & White:	0	0	0	0	0	0	0	0
American Indian/Alaskan Native & Black/African American:	0	0	0	0	0	0	0	0
Other multi-racial:	0	0	0	0	0	0	0	0
Asian/Pacific Islander:	0	0	0	0	0	0	0	0
Hispanic:	0	0	0	0	0	0	0	0
Total:	0	0	0	0	0	0	1	0

Female-headed Households: 0 0 0

Income Category

	Owner	Renter	Total	Person
Extremely Low	0	0	0	0
Low Mod	0	0	0	0
Moderate	0	0	0	1
Non Low Moderate	0	0	0	0
Total	0	0	0	1
Percent Low/Mod				100.0%

Annual Accomplishments

Years	Accomplishment Narrative	# Benefitting
2017	This project is for a new small business called Polished Hair Lounge in Davenport. Its services will include hair cuts, styling, and treatments.	

PGM Year:	2017
Project:	0003 - Economic Development
IDIS Activity:	1168 - Sweetest Hair Boutique

Status: Open
Location: 1352 W 3rd St Davenport, IA 52802-1345

Objective: Create economic opportunities
Outcome: Availability/accessibility
Matrix Code: ED Direct Financial Assistance to For- National Objective: LMJ

Initial Funding Date: 04/27/2018

Description:

A small business loan to a new hair and beauty supply store in Davenport.
This project will create at least one full time equivalent position.

Financing

	Fund Type	Grant Year	Grant	Funded Amount	Drawn In Program Year	Drawn Thru Program Year
CDBG	EN	2016	016MC190002	\$11,349.94	\$11,349.94	\$11,349.94
	RL			\$8,670.06	\$8,670.06	\$8,670.06
Total	Total			\$20,020.00	\$20,020.00	\$20,020.00

Proposed Accomplishments

Jobs : 1

Actual Accomplishments

Number assisted:	Owner		Renter		Total		Person	
	Total	Hispanic	Total	Hispanic	Total	Hispanic	Total	Hispanic
White:	0	0	0	0	0	0	0	0
Black/African American:	0	0	0	0	0	0	0	0
Asian:	0	0	0	0	0	0	0	0
American Indian/Alaskan Native:	0	0	0	0	0	0	0	0
Native Hawaiian/Other Pacific Islander:	0	0	0	0	0	0	0	0
American Indian/Alaskan Native & White:	0	0	0	0	0	0	0	0
Asian White:	0	0	0	0	0	0	0	0
Black/African American & White:	0	0	0	0	0	0	0	0
American Indian/Alaskan Native & Black/African American:	0	0	0	0	0	0	0	0
Other multi-racial:	0	0	0	0	0	0	0	0
Asian/Pacific Islander:	0	0	0	0	0	0	0	0
Hispanic:	0	0	0	0	0	0	0	0
Total:	0	0	0	0	0	0	0	0

Female-headed Households:

0 0 0

Income Category

	Owner	Renter	Total	Person
Extremely Low	0	0	0	0
Low Mod	0	0	0	0
Moderate	0	0	0	0
Non Low Moderate	0	0	0	0
Total	0	0	0	0
Percent Low/Mod				

Annual Accomplishments

Years	Accomplishment Narrative	# Benefitting
2017	This activity is for a small retail business that will sell wigs, hair extensions, hair and beauty products. This project is anticipated to be complete in the fall of 2018.	

PGM Year: 2017
Project: 0003 - Economic Development
IDIS Activity: 1169 - Coco&Gio, LLC
Status: Open
Location: 1309 W 4th St Davenport, IA 52802-1306
Objective: Create economic opportunities
Outcome: Availability/accessibility
Matrix Code: ED Direct Financial Assistance to For-
National Objective: LMJ

Initial Funding Date: 04/27/2018

Description:

This is an economic development loan to open a new location of Total Cluster Fudge, a whole sale bakery, in Davenport. This project will create at least 10 full time equivalent positions.

Financing

	Fund Type	Grant Year	Grant	Funded Amount	Drawn In Program Year	Drawn Thru Program Year
CDBG	EN	2016	016MC190002	\$225,865.07	\$170,799.28	\$170,799.28
	RL			\$24,191.93	\$24,191.93	\$24,191.93
Total	Total			\$250,057.00	\$194,991.21	\$194,991.21

Proposed Accomplishments

Jobs : 10

Actual Accomplishments

Number assisted:	Owner		Renter		Total		Person	
	Total	Hispanic	Total	Hispanic	Total	Hispanic	Total	Hispanic
White:	0	0	0	0	0	0	0	0
Black/African American:	0	0	0	0	0	0	0	0
Asian:	0	0	0	0	0	0	0	0
American Indian/Alaskan Native:	0	0	0	0	0	0	0	0
Native Hawaiian/Other Pacific Islander:	0	0	0	0	0	0	0	0
American Indian/Alaskan Native & White:	0	0	0	0	0	0	0	0
Asian White:	0	0	0	0	0	0	0	0
Black/African American & White:	0	0	0	0	0	0	0	0
American Indian/Alaskan Native & Black/African American:	0	0	0	0	0	0	0	0
Other multi-racial:	0	0	0	0	0	0	0	0
Asian/Pacific Islander:	0	0	0	0	0	0	0	0
Hispanic:	0	0	0	0	0	0	0	0
Total:	0	0	0	0	0	0	0	0

Female-headed Households:

0 0 0

Income Category

	Owner	Renter	Total	Person
Extremely Low	0	0	0	0
Low Mod	0	0	0	0
Moderate	0	0	0	0
Non Low Moderate	0	0	0	0
Total	0	0	0	0

Percent Low/Mod

Annual Accomplishments

Years	Accomplishment Narrative	# Benefitting
2017	This is a loan to a commercial bakery that is expanding into Davenport. Job creation is anticipated to occur by spring of 2020.	

PGM Year: 2017
Project: 0002 - Housing
IDIS Activity: 1170 - 1412 West 15th Street
Status: Open
Location: 1412 W 15th St Davenport, IA 52804-4002
Objective: Provide decent affordable housing
Outcome: Affordability
Matrix Code: Rehab; Single-Unit Residential (14A)
National Objective: LMH

Initial Funding Date: 05/04/2018

Description:

Interior and Exterior rehab of single family home to sell to an eligible homebuyer

Financing

	Fund Type	Grant Year	Grant	Funded Amount	Drawn In Program Year	Drawn Thru Program Year
CDBG	EN	2016	B16MC190002	\$4,450.00	\$4,450.00	\$4,450.00
		2017	B17MC190002	\$150,094.55	\$22,843.36	\$22,843.36
	RL			\$40,248.11	\$40,248.11	\$40,248.11
Total	Total			\$194,792.66	\$67,541.47	\$67,541.47

Proposed Accomplishments

Housing Units : 1

Actual Accomplishments

Number assisted:

	Owner		Renter		Total		Person	
	Total	Hispanic	Total	Hispanic	Total	Hispanic	Total	Hispanic
White:	0	0	0	0	0	0	0	0
Black/African American:	0	0	0	0	0	0	0	0
Asian:	0	0	0	0	0	0	0	0
American Indian/Alaskan Native:	0	0	0	0	0	0	0	0
Native Hawaiian/Other Pacific Islander:	0	0	0	0	0	0	0	0
American Indian/Alaskan Native & White:	0	0	0	0	0	0	0	0
Asian White:	0	0	0	0	0	0	0	0
Black/African American & White:	0	0	0	0	0	0	0	0
American Indian/Alaskan Native & Black/African American:	0	0	0	0	0	0	0	0
Other multi-racial:	0	0	0	0	0	0	0	0
Asian/Pacific Islander:	0	0	0	0	0	0	0	0
Hispanic:	0	0	0	0	0	0	0	0
Total:	0	0	0	0	0	0	0	0

Female-headed Households:

0 0 0

Income Category

	Owner	Renter	Total	Person
Extremely Low	0	0	0	0
Low Mod	0	0	0	0
Moderate	0	0	0	0
Non Low Moderate	0	0	0	0
Total	0	0	0	0

Percent Low/Mod

Annual Accomplishments

Years	Accomplishment Narrative	# Benefiting
2017	The rehab of this donated single family home is underway, this project will be completed in the 2018 Program year.	

PGM Year: 2017
Project: 0004 - Infrastructure and Area Benefits
IDIS Activity: 1171 - Bret Schnicker d/b/a Red Box Dwell Inc.

Status: Completed 6/30/2018 12:00:00 AM
Location: 602 N Harrison St Davenport, IA 52803-5216
Objective: Create economic opportunities
Outcome: Availability/accessibility
Matrix Code: ED Direct Financial Assistance to For-
National Objective: SBA

Initial Funding Date: 05/15/2018

Description:

Facade grant to assist a for-profit business, Red Box Dwell, Inc., in a designated slum-blight area.

Financing

	Fund Type	Grant Year	Grant	Funded Amount	Drawn In Program Year	Drawn Thru Program Year
CDBG	EN	2016	816MC190002	\$3,500.00	\$3,500.00	\$3,500.00
Total	Total			\$3,500.00	\$3,500.00	\$3,500.00

Proposed Accomplishments

Businesses : 1

Annual Accomplishments

Years	Accomplishment Narrative	# Benefiting
2017	Facade grant to Bret Stricker, owner of Red Box Dwell, Inc. on the Hilltop Campus Village. This building is in the Hilltop Campus Village slum and	

PGM Year: 2017
Project: 0004 - Infrastructure and Area Benefits
IDIS Activity: 1172 - Mark VanZuiden d/b/a A&V Holdings

Status: Open
Location: 514 Brady St Davenport, IA 52801-1423
Objective: Create economic opportunities
Outcome: Availability/accessibility
Matrix Code: ED Direct Financial Assistance to For-
National Objective: SBA

Initial Funding Date: 06/13/2018

Description:

Facade grant to assist a for-profit business, A&V Holdings, in a designated slum-bligh area.

Financing

	Fund Type	Grant Year	Grant	Funded Amount	Drawn In Program Year	Drawn Thru Program Year
CDBG	EN	2016	B16MC190002	\$14,259.60	\$0.00	\$0.00
Total	Total			\$14,259.60	\$0.00	\$0.00


Proposed Accomplishments

Businesses : 1

Annual Accomplishments

Years	Accomplishment Narrative	# Benefiting
2017	This loan is for a facade grant to eliminate slum and blight a commercial property for buck pointing and a new door. This is expected to be completed fall 2018.	

3 - PR22 and PR23 HOME Accomplishment Reports



U.S. Department of Housing and Urban Development
 Office of Community Planning and Development
 Integrated Disbursement and Information System
 Status of HOME Activities - Entitlement
 DAVENPORT, IA

DATE: 08-29-18
 TIME: 10:18
 PAGE: 1

IDIS - PR22

Tenure Type	Activity Type	IDIS Activity	Activity Address	Activity Status	Status Date	Total Units	Home Units	Initial Funding Date	Committed Amount	Drawn Amount	PCT
Rental	NEW CONSTRUCTION	1098	613 W 4th St , Davenport IA, 52801	Completed	12/18/17	3	3	03/16/16	\$250,000.00	\$250,000.00	100.00%
Homebuyer	NEW CONSTRUCTION	1144	634 E 6th St , Davenport IA, 52803	Open	08/24/18	0	0	07/28/17	\$455,854.00	\$452,563.91	99.28%



U.S. Department of Housing and Urban Development
Office of Community Planning and Development
Integrated Disbursement and Information System
HOME Summary of Accomplishments

DATE: 08-29-18
TIME: 10:20
PAGE: 1

Program Year: 2017

Start Date 01-Jul-2017 - End Date 30-Jun-2018

DAVENPORT

Home Disbursements and Unit Completions

Activity Type	Disbursed Amount	Units Completed	Units Occupied
Rentals	\$550,000.00	6	6
Total, Rentals and TBRA	\$550,000.00	6	6
Grand Total	\$550,000.00	6	6

Home Unit Completions by Percent of Area Median Income

Activity Type					Units Completed
	0% - 30%	31% - 50%	51% - 60%	Total 0% - 60%	Total 0% - 80%
Rentals	2	1	3	6	6
Total, Rentals and TBRA	2	1	3	6	6
Grand Total	2	1	3	6	6

Home Unit Reported As Vacant

Activity Type	Reported as Vacant
Rentals	0
Total, Rentals and TBRA	0
Grand Total	0



U.S. Department of Housing and Urban Development
Office of Community Planning and Development
Integrated Disbursement and Information System
HOME Summary of Accomplishments

DATE: 08-29-18
TIME: 10:20
PAGE: 2

Program Year: 2017

Start Date 01-Jul-2017 - End Date 30-Jun-2018

DAVENPORT

Home Unit Completions by Racial / Ethnic Category

	Rentals	
	Units Completed	Units Completed - Hispanics
Black/African American	6	0
Total	6	0

	Total, Rentals and TBRA		Grand Total	
	Units Completed	Units Completed - Hispanics	Units Completed	Units Completed - Hispanics
Black/African American	6	0	6	0
Total	6	0	6	0

4 - HOME Inspection Report

HOME CSD RENTAL PROJECTS									
NAME OF OWNER	PROJECT NAME AND ADDRESS	LAST ON-SITE INSPECTION	On-Site Inspection Record	RESULT	ACTION	HOME UNITS	TOTAL UNITS	UNIT #'s	INSPECT FREQ. (yrs)
Davenport Senior Housing, LLC 1660 Embassy West Dr., Suite 250 Dubuque, IA Horizon Management Services/ Cathy Koerperich c.koerperich@horizondbm.com / Linda Berntgen l.berntgen@horizondbm.com/ Marti (apt mgr) 563-505-1611	BROOKSIDE SENIOR APTS. 3525 MARQUETTE ST. (06)	8/17/2017	8/17/2021	Certificate of Compliance		4	32	208, 212, 308, 312	
Davenport Senior Housing, LLC 1660 Embassy West Dr., Suite 250 Dubuque, IA Horizon Management Services/ Cathy Koerperich c.koerperich@horizondbm.com / Linda Berntgen l.berntgen@horizondbm.com/ Marti (apt mgr) 563-505-1612	BROOKSIDE SENIOR APTS. 3575 MARQUETTE ST.	8/17/2017	8/17/2021	Certificate of Compliance		10	34	202, 203, 209, 210, 212, 214, 309, 310, 312, 314	
ECUMENICAL HOUSING CORP./ Humility of Mary Holdings LLC 3805 Mississippi Avenue/ Mozella Stokes 563-326-1330	*601-607,621-627,MYRTLE ST. (02)	10/12/2016	10/1/2022	Certificate of Compliance		8	8	601, 603, 605, 607, 621, 623, 625, 627	
VERA FRENCH DAVENPORT IA 52806 Brenda Bird birdb@verafrenchmhc.org	**216 WEST 16TH ST.(03)	1/4/2015	1/1/2021	Certificate of Compliance		4	4	216, 218, 220, 222	
HUMILITY OF MARY HOUSING, INC.	820-22 WEST 9TH ST.(04)	10/6/2015	10/1/2021	Certificate of Compliance		2	2	820, 822	
	1025 W. 7TH ST	9/14/2015	9/1/2021	Certificate of Compliance		5	5	All	
	1410 -1412 College Avenue	1/15/2015	1/1/2021	Certificate of Compliance		2	2	1410, 1412	
1228 E.12TH ST. PH: 563-326-1330	1416- 1418 College Avenue	1/15/2015	1/1/2021	Certificate of Compliance		2	2	1416, 1418	
Kate King Off.322-8065 EXT.424 C# 940-9219	1424-1426 COLLEGE AVE	1/15/2015	1/1/2021	Certificate of Compliance		2	2	1424, 1426	
INTERFAITH HOUSING LTD. 519 Tremont Ave. Davenport, Iowa 52803 Manager: Todd C# 563-324-1483 TRTHEIS@Yahoo.com	601-03 Farnam St. (03) 621-23 E.6th St 318-320 E.11th St. (03) CDGB 1513-1515 Belle Ave. (03)	8/26/2015 01/27/2017 10/17/2016 12/18/2015	8/1/2021 1/1/2023 10/17/2018 11/30/2019	Certificate of Compliance		2 2 2 1	2 2 2 2	601,603 621,623 318,320 1513,1515	
Big Ed's Holdings, LLC. Jennifer Millhouse Manager 563-650-183 or jmillhouse61@gmail.com 1111 E.River Dr. Davenport, Iowa 52803-5740	715 W. 4TH ST. (GATEWAY) 52802	10/10/2017	8/10/2019	Certificate of Compliance		8	8	1,2,3,4,5,6,7,8	

HOME CSD RENTAL PROJECTS									
NAME OF OWNER	PROJECT NAME AND ADDRESS	LAST ON-SITE INSPECTION	On-Site Inspection Period	RESULT	ACTION	HOME UNITS	TOTAL UNITS	UNIT #'s	INSPECT FREQ (yrs)
TVP (Former John Lewis Community) 1212 W. 3rd St. Davenport, Iowa 52802 Manager: Rosemary Mendenhall 563-322-1198 email: rmendenhall@phmdcorp.com	Cobblestone Place 1212 W 3rd 52802	1/29/2016	1/1/2019	Certificate of Compliance		5	6	101,201,208,209 214	
TVP (Former John Lewis Community) 1212 W. 3rd St. Davenport, Iowa 52802 Manager: Rosemary Mendenhall 563-322-1198 email: rmendenhall@phmdcorp.com	Cobblestone Place 921 W. 3rd St. 52802	2/23/2017	2/1/2023	Certificate of Compliance		6	22	1-6	
TVP (Former John Lewis Community) 1212 W. 3rd St. Davenport, Iowa 52802 Manager: Rosemary Mendenhall 563-322-1198 email: rmendenhall@phmdcorp.com	Cobblestone Terrace 1102 - 1126 W.12th St. 52804 1228 Myrtle 52804	2/1/2017	2/28/2023	Certificate of Compliance		10	10	1102,1104,1108, 1110,1114,1116, 1120,1122,1126, 1228	
Meadow Crest Gardens, L.P. WNC & Assoc. Rob Snyder 614-263-2985 rsnyder@wmcomc.com Manager: Desiee Huston 563-322-8220 email: meadowcrestsenior@hotmail.com	Meadow Crest Gardens 2501 W.53rd St.,Bldg K Davenport, Iowa 52806	11/1/2017	11/1/2021	Certificate of Compliance		4	48	C-1, E-1, E-2, G-3	
Davenport Housing II L.P. Pioneer Property PO Box 703 Platteville, WI. 53818 Manager: Jolinda Toland 563-528-0491 email: davenport.housing@yahoo.com	Lawlor-Rohmann Halls 1607 W.12th St. Parcel #: H0037-20F	8/28/2017	8/1/2020	Certificate of Compliance		3	50	202, 306, 605	
VERA FRENCH HOUSING CORP. 211 E. 37th St. Davenport, Iowa 52806 Manager: Brenda 563-445-7977	310 Waverly Rd. 52804 215 E.37th St. (Manor) 52806 227 E.37th St. (Terrace) 52806 2135 Marquette St. 52804	1/21/2016 01/21/2016 1/21/2016 7/25/2017	1/21/2022 1/21/2022 1/21/2022 7/31/2023	Certificate of Compliance		3 10 10 4	3 10 10 5	1, 2, 3 1-10 1-10 1-4	
TIMBRLAND RIDGE APARTMENTS COMMUNITY HOUSING	7102-7112 Hillandale and 3017-3023 W. 72nd Street								

HOME CSD RENTAL PROJECTS									
NAME OF OWNER	PROJECT NAME AND ADDRESS	LAST ON-SITE INSPECTION	On-Site Inspection Review	RESULT	ACTION	HOME UNITS	TOTAL UNITS	UNIT #'s	INSPECT FREQ (yrs)
INITIATIVES P.O. Box 473 14 West 21st Spencer, Iowa 51301 563-386-7558/ Beverly Peterson beverlyp@chihousing.com	7102 Hillandale	6/14/2017	4/1/2020	Certificate of Compliance		10	100	1, 4, 12	
	7104 Hillandale							8	
	7106 Hillandale							3	
	7110 Hillandale							7	
	7112 Hillandale							11	
	3017 W 72nd St							4	
	3021 W 72nd St							1	
	3023 W 72nd St							1	
DAVENPORT LOFTS, L.L.C. 145 E. Badger Rd. #200 Madison WI 53713/ Manager Heather Lewis 563-323-1871 crleasing@alexandercompany.com	Davenport Lofts 427 & 505 Iowa St.	8/24/2016	8/1/2019	Certificate of Compliance		5	72	208,210,302, 308,310	
Francis Housing, LLLP P.O. Box 3021 Davenport, Iowa 52808 / Premier Housing Mangt. Rosemary Mendenhall (mngr) 563-322-1198 rmendenhall@phmdcorp.com	530 Vine St. 501 Marquette St. 1008 W. 6th St. 1128 W. 5th St.	10/1/2015 10/1/2015 10/2015 8/2014	2021 10/1/2021 10/1/2021 8/	Certificate of Compliance		3	3	2, 3, 4	
						3	3	2, 3, 4	
						3	3	2, 3, 4	
						4	4	1, 2, 3, 4	
4TH STREET LOFTS	320 & 324 E 4TH ST	12/16/2016	12/16/2019	Certificate of Compliance		3	53	201, 202, 209	
SEIG IRON LOFTS									
320 & 324 E 4TH ST (ALEXANDER CO)									
Manager: Heather Lewis 563-323-1871 crlfts@alexandercompany.com									
MISSISSIPPI LOFTS	106 E. 3rd. St.	7/30/2018	10/15/2018			6	56	226, 324, 327, 526	
106 E 3RD ST								626, 922	
DAVENPORT, IA 52801									
Vantage Prop Mngt Manager:563-326-8887 or misslfts@outlook.com									
DAVENPORT HOUSING VI, L.P. Jolinda Tolind davenport.housing@yahoo.com 563-528-0491 or Andrew Berlingen 309-948-4945	Marycrest Senior Housing (Final Phase) Cone and Henderson Halls 1607 W. 12th St. 52804	8/28/2017	8/1/2020	Certificate of Compliance		11	20	100, 202, 203, 300, 301, 302, 303, 304, 305, 307, 308	

HOME CSD RENTAL PROJECTS									
NAME OF OWNER	PROJECT NAME AND ADDRESS	LAST ON-SITE INSPECTION	On-Site Inspection Review	RESULT	ACTION	HOME UNITS	TOTAL UNITS	UNIT #'s	INSPECT FREQ (yrs)
Taylor Heights Village II LP 2001 W. Churchill St. Chicago, IL/ Heather Arey (Manager) heather.arey@renaissancecos.us or Jeanmarie Kapp - jmkapp@renaissancecos.us	Taylor Renaissance, 1400 Warren Street	7/11/2017	7/31/2020	Certificate of Compliance		6	41	113, 119, 116, 213, 312, 317	
MDI Limited Partnership #56 1909 Sycamore Avenue PO Box 456 Granger, IA 50109 / Bethany Wilson (mngtr) bwilson@paramark.us	RiverWalk Lofts 107 Scott Street (420 River Drive)	5/3/2017	5/1/2020	Certificate of Compliance		4	20	106, 202, 204, 212 304, 308, 406	
Horizon Homes Associates, LP Manger Megan Welch 563-210-1155 NEWBURY MANAGEMENT CO 3408 WOODLAND AVE SUITE 504 WEST DES MOINES, IA 50266 515-698-9700	Fairmount Pines 3521 W. 42nd Street 52806 Megan Welch Manger 563-392-4747 Rodger Dell Maintenance 563-210-1155	3/1/2012	3/1/2018	Certificate of Compliance		3	41	Bldg 3525 #20 Bldg 3525 #22 Bldg 3617 #53 Bldg 3535 #72 Bldg 3514 #103 Bldg 3611 #44 Bldg 3611 #81 Bldg 3504 #100 Bldg 3623 #59 Bldg 3531 #67	
JE Crane Erinn Crane 329 Forest Rd. Davenport, Iowa 52803 Ph. 563-508-2536 email: erinn.crane@yahoo.com	625 E. Locust 52803	4/14/2016	4/30/2020	Certificate of Compliance		4	4	All 4 units	
Gwen Tombergs 3525 Raleigh Ave. Bettendorf, Iowa 52722 Ph. 563-343-2058 email: gwentombergs@gmail.com	1733 Bridge 52803	3/1/2012	3/1/2018	Certificate of Compliance		2	2	All 2 units	
Humility of Mary Housing Inc. 3805 Mississippi Ave. Davenport, Iowa 52807 Rebecca 449-5582/ Fax 326-0756 563-326-1330	628 Pershing 52803	5/7/2015	5/1/2021	Certificate of Compliance		1	8	Unit # 7	

HOME CSD RENTAL PROJECTS									
NAME OF OWNER	PROJECT NAME AND ADDRESS	LAST ON-SITE INSPECTION	On-Site Inspection Review	RESULT	ACTION	HOME UNITS	TOTAL UNITS	UNIT #'s	INSPECT FREQ (yrs)
Thomas Merton House (LightHouse) 932 W 6th St. Davenport, Iowa Management- McDonnell & Assoc. Property Matt McDonnell 563-388-6422 ext. 702	Café on Vine 932 W.6th St. 52802	11/13/2012	11/1/2018	Certificate of Compliance		4	4	All units	
Robert Nimmo 1501 Belle Davenport, Iowa McDonnell & Association (Management Company) Tiffany Smith 563-388-6422 Ext.708 321 E.7th St. Davenport, Iowa 52803	1501 Belle 52803	10/15/2015	10/31/2019	Certificate of Compliance		1	1	1	
Kerker LLC Valicia Gilbert 145 East Badger Road Madison WI.53713 608-268-8134 vgilbert@alexanderre.com	Kerker Lofts 315 E 5th St. 52801	6/1/2015	4/1/2018	Certificate of Compliance		12	18	tbd	
Jackson Renaissance, LP Nancy J Kapp 2001 West Churchill Street Chicago, Ill. 60647 773-278-8448x211 njapp@renaissancecos.us	Jackson School 1420 W. 16th St.	3/30/2015	3/1/2018	Certificate of Compliance		5	48	105 107 108 207 208	
Humility Shelter	1016 W. 5th St	8/19/2016	8/1/2022	CERTIFICATE OF COMPLIANCE		6	6	all units	
Harrison Lofts	1420 Harrison	4/18/2017	4/30/2020	Certificate of Compliance		16	60	101, 108, 113, 118, 202, 218, 224, 303, 307,308, 309,313,317,319,32 0,324 (8 are 50%, 8 are 120%	
5th St. Lofts Valicia Gilbert 145 East Badger Road Madison WI.53713 608-268-8134 vgilbert@alexanderre.com	500 Iowa St 52801		Due 2018, Date TBA	Certificate of Compliance		18	33	102, 103, 104, 107, 110, 113, 115, 116, 117, 203, 204, 205, 206, 210, 212, 215, 216, 217	
Fairmount Pines Phase II / Newbury Living/ Horizon Homes / 4205 N. Fairmount (3521 W. 42nd Street)/ Hazel Ford (mng'r) 563-355-4885 or hford@newburyliving.com or Roger Dell (blg supervisor) 563-210-1155	3251 W. 42nd Street	8/1/2015	8/1/2021	Certificate of Compliance		3		3311, 3415, 3417	
501 Brady	501 Brady Street		4/1/2022	Certificate of Compliance		3	25	103, 203, 303	
Lafayette Square	613 W. 4th Street		4/1/2022	Certificate of Compliance		3	48	109, 212, 408	

5 - Financial Reports

CR-15 Adjustments to Default Values
Comparison Between Annual Plan AP-15 Estimates and CAPER CR-15 Default Values

	CDBG				
	Annual Allocation	Program Income	Prior Year Resources	Resources Made Available	Amount Expended During Program Year
Default Values	\$ 1,230,185.00	\$ 500,576.00	\$ 1,262,835.00	\$ 2,993,596.00	\$ 1,413,697.00
Actual Values	\$ 1,230,185.00	\$ 496,438.33	\$ 1,408,523.66	\$ 3,135,146.99	\$ 2,006,938.18

The annual allocation was the same as was estimated in the plan. Less program income was earned during the program year and more prior year resources were rolled over from Year 42 into Year 43 than was estimated when the plan was created.

IDIS calculated an expended amount of \$1,959,312.28 for the program year. This does not agree with the number represented by actual vouchers created during this program year. The correct number is \$2,006,938.28, based on PR07. The difference is \$593,241.18.

	HOME				
	Annual Allocation	Program Income	Prior Year Resources	Resources Made Available	Amount Expended During Program Year
Default Values	\$ 361,892.00	\$ 200,000.00	\$ 977,027.00	\$ 1,538,919.00	\$ 516,480.00
Actual Values	\$ 361,892.00	\$ 679,395.92	\$ 1,076,803.88	\$ 2,118,091.80	\$ 582,674.02

The annual allocation was the same as was estimated in the plan. More program income was earned during the program year and more prior year resources were rolled over from Year 42 into Year 43 than was estimated when the plan was created.

IDIS calculated an expended amount of \$516,480 for the program year. This does not agree with the number represented by actual vouchers created during this program year. The correct number is \$582,674.02, based on PR07. The difference is \$66,194.02.



Office of Community Planning and Development
U.S. Department of Housing and Urban Development
Integrated Disbursement and Information System
PR26 - CDBG Financial Summary Report
Program Year 2017
DAVENPORT , IA

DATE: 08-29-18
TIME: 15:04
PAGE: 1

PART I: SUMMARY OF CDBG RESOURCES

01 UNEXPENDED CDBG FUNDS AT END OF PREVIOUS PROGRAM YEAR	1,408,523.66
02 ENTITLEMENT GRANT	1,230,185.00
03 SURPLUS URBAN RENEWAL	0.00
04 SECTION 108 GUARANTEED LOAN FUNDS	0.00
05 CURRENT YEAR PROGRAM INCOME	496,438.33
05a CURRENT YEAR SECTION 108 PROGRAM INCOME (FOR SI TYPE)	0.00
06 FUNDS RETURNED TO THE LINE-OF-CREDIT	0.00
06a FUNDS RETURNED TO THE LOCAL CDBG ACCOUNT	0.00
07 ADJUSTMENT TO COMPUTE TOTAL AVAILABLE	0.00
08 TOTAL AVAILABLE (SUM, LINES 01-07)	3,135,146.99

PART II: SUMMARY OF CDBG EXPENDITURES

09 DISBURSEMENTS OTHER THAN SECTION 108 REPAYMENTS AND PLANNING/ADMINISTRATION	1,711,166.50
10 ADJUSTMENT TO COMPUTE TOTAL AMOUNT SUBJECT TO LOW/MOD BENEFIT	0.00
11 AMOUNT SUBJECT TO LOW/MOD BENEFIT (LINE 09 + LINE 10)	1,711,166.50
12 DISBURSED IN IDIS FOR PLANNING/ADMINISTRATION	277,240.27
13 DISBURSED IN IDIS FOR SECTION 108 REPAYMENTS	0.00
14 ADJUSTMENT TO COMPUTE TOTAL EXPENDITURES	0.00
15 TOTAL EXPENDITURES (SUM, LINES 11-14)	1,988,406.77
16 UNEXPENDED BALANCE (LINE 08 - LINE 15)	1,146,740.22

PART III: LOW/MOD BENEFIT THIS REPORTING PERIOD

17 EXPENDED FOR LOW/MOD HOUSING IN SPECIAL AREAS	0.00
18 EXPENDED FOR LOW/MOD MULTI-UNIT HOUSING	0.00
19 DISBURSED FOR OTHER LOW/MOD ACTIVITIES	1,545,106.19
20 ADJUSTMENT TO COMPUTE TOTAL LOW/MOD CREDIT	0.00
21 TOTAL LOW/MOD CREDIT (SUM, LINES 17-20)	1,545,106.19
22 PERCENT LOW/MOD CREDIT (LINE 21/LINE 11)	90.30%

LOW/MOD BENEFIT FOR MULTI-YEAR CERTIFICATIONS

23 PROGRAM YEARS(PY) COVERED IN CERTIFICATION	PY: 2015 PY: 2016 PY: 2017
24 CUMULATIVE NET EXPENDITURES SUBJECT TO LOW/MOD BENEFIT CALCULATION	5,046,538.15
25 CUMULATIVE EXPENDITURES BENEFITING LOW/MOD PERSONS	4,866,977.84
26 PERCENT BENEFIT TO LOW/MOD PERSONS (LINE 25/LINE 24)	96.44%

PART IV: PUBLIC SERVICE (PS) CAP CALCULATIONS

27 DISBURSED IN IDIS FOR PUBLIC SERVICES	221,013.64
28 PS UNLIQUIDATED OBLIGATIONS AT END OF CURRENT PROGRAM YEAR	0.00
29 PS UNLIQUIDATED OBLIGATIONS AT END OF PREVIOUS PROGRAM YEAR	0.00
30 ADJUSTMENT TO COMPUTE TOTAL PS OBLIGATIONS	0.00
31 TOTAL PS OBLIGATIONS (LINE 27 + LINE 28 - LINE 29 + LINE 30)	221,013.64
32 ENTITLEMENT GRANT	1,230,185.00
33 PRIOR YEAR PROGRAM INCOME	496,153.24
34 ADJUSTMENT TO COMPUTE TOTAL SUBJECT TO PS CAP	0.00
35 TOTAL SUBJECT TO PS CAP (SUM, LINES 32-34)	1,726,338.24
36 PERCENT FUNDS OBLIGATED FOR PS ACTIVITIES (LINE 31/LINE 35)	12.80%

PART V: PLANNING AND ADMINISTRATION (PA) CAP

37 DISBURSED IN IDIS FOR PLANNING/ADMINISTRATION	277,240.27
38 PA UNLIQUIDATED OBLIGATIONS AT END OF CURRENT PROGRAM YEAR	0.00
39 PA UNLIQUIDATED OBLIGATIONS AT END OF PREVIOUS PROGRAM YEAR	0.00
40 ADJUSTMENT TO COMPUTE TOTAL PA OBLIGATIONS	0.00
41 TOTAL PA OBLIGATIONS (LINE 37 + LINE 38 - LINE 39 +LINE 40)	277,240.27
42 ENTITLEMENT GRANT	1,230,185.00
43 CURRENT YEAR PROGRAM INCOME	496,438.33
44 ADJUSTMENT TO COMPUTE TOTAL SUBJECT TO PA CAP	0.00
45 TOTAL SUBJECT TO PA CAP (SUM, LINES 42-44)	1,726,623.33
46 PERCENT FUNDS OBLIGATED FOR PA ACTIVITIES (LINE 41/LINE 45)	16.06%



Office of Community Planning and Development
U.S. Department of Housing and Urban Development
Integrated Disbursement and Information System
PR26 - CDBG Financial Summary Report
Program Year 2017
DAVENPORT, IA

DATE: 08-29-18
TIME: 15:04
PAGE: 2

LINE 17 DETAIL: ACTIVITIES TO CONSIDER IN DETERMINING THE AMOUNT TO ENTER ON LINE 17

Report returned no data.

LINE 18 DETAIL: ACTIVITIES TO CONSIDER IN DETERMINING THE AMOUNT TO ENTER ON LINE 18

Report returned no data.

LINE 19 DETAIL: ACTIVITIES INCLUDED IN THE COMPUTATION OF LINE 19

Plan Year	IDIS Project	IDIS Activity	Voucher Number	Activity Name	Matrix Code	National Objective	Drawn Amount
2016	4	1143	6101607	Riverview 6th Phase II Infrastructure	03L	LMA	\$175.95
2016	4	1143	6104709	Riverview 6th Phase II Infrastructure	03L	LMA	\$404.36
2016	4	1143	6111212	Riverview 6th Phase II Infrastructure	03L	LMA	\$657.84
2016	4	1143	6128282	Riverview 6th Phase II Infrastructure	03L	LMA	\$584.32
2016	4	1143	6137867	Riverview 6th Phase II Infrastructure	03L	LMA	\$283,351.93
2016	4	1143	6184582	Riverview 6th Phase II Infrastructure	03L	LMA	\$7,582.00
2017	4	1166	6128274	Harrison Street Accessibility	03L	LMA	\$18,295.68
					03L	Matrix Code	\$311,052.08
2017	5	1159	6117252	HUMILITY OF MARY SHELTER	03T	LMC	\$6,636.00
2017	5	1159	6128282	HUMILITY OF MARY SHELTER	03T	LMC	\$1,896.00
2017	5	1159	6137867	HUMILITY OF MARY SHELTER	03T	LMC	\$2,979.00
2017	5	1159	6151700	HUMILITY OF MARY SHELTER	03T	LMC	\$2,001.00
2017	5	1159	6163954	HUMILITY OF MARY SHELTER	03T	LMC	\$4,242.00
2017	5	1159	6165528	HUMILITY OF MARY SHELTER	03T	LMC	\$1,896.00
2017	5	1159	6184582	HUMILITY OF MARY SHELTER	03T	LMC	\$858.00
2017	5	1161	6111212	SALVATION ARMY EMERGENCY SHELTER	03T	LMC	\$7,227.00
2017	5	1161	6128282	SALVATION ARMY EMERGENCY SHELTER	03T	LMC	\$3,212.00
2017	5	1161	6151700	SALVATION ARMY EMERGENCY SHELTER	03T	LMC	\$1,606.00
2017	5	1161	6184582	SALVATION ARMY EMERGENCY SHELTER	03T	LMC	\$5,122.94
					03T	Matrix Code	\$37,675.94
2016	2	1144	6101607	6th Street Development Phase II	03Z	LMH	\$1,000.00
2016	2	1144	6165518	6th Street Development Phase II	03Z	LMH	\$362.60
2016	2	1144	6184582	6th Street Development Phase II	03Z	LMH	\$600.00
					03Z	Matrix Code	\$1,962.60
2017	5	1162	6111212	VERA FRENCH COMM. MENTAL HEALTH CTR	05B	LMC	\$4,241.02
2017	5	1162	6128282	VERA FRENCH COMM. MENTAL HEALTH CTR	05B	LMC	\$5,647.51
2017	5	1162	6151700	VERA FRENCH COMM. MENTAL HEALTH CTR	05B	LMC	\$1,663.20
2017	5	1162	6165528	VERA FRENCH COMM. MENTAL HEALTH CTR	05B	LMC	\$3,326.40
2017	5	1162	6184582	VERA FRENCH COMM. MENTAL HEALTH CTR	05B	LMC	\$4,740.12
					05B	Matrix Code	\$19,618.25
2017	5	1154	6111212	BIG BROTHERS BIG SISTERS OF THE QUAD CITIES	05D	LMC	\$9,963.00
2017	5	1154	6117252	BIG BROTHERS BIG SISTERS OF THE QUAD CITIES	05D	LMC	\$1,107.00
2017	5	1154	6128282	BIG BROTHERS BIG SISTERS OF THE QUAD CITIES	05D	LMC	\$2,214.00
2017	5	1154	6137867	BIG BROTHERS BIG SISTERS OF THE QUAD CITIES	05D	LMC	\$2,214.00
2017	5	1154	6151700	BIG BROTHERS BIG SISTERS OF THE QUAD CITIES	05D	LMC	\$3,321.00
2017	5	1154	6163954	BIG BROTHERS BIG SISTERS OF THE QUAD CITIES	05D	LMC	\$3,321.00
2017	5	1154	6165528	BIG BROTHERS BIG SISTERS OF THE QUAD CITIES	05D	LMC	\$2,214.00
2017	5	1154	6184582	BIG BROTHERS BIG SISTERS OF THE QUAD CITIES	05D	LMC	\$4,409.00
2017	5	1155	6111212	BOYS AND GIRLS CLUB	05D	LMC	\$8,470.32
2017	5	1155	6117252	BOYS AND GIRLS CLUB	05D	LMC	\$3,985.49
2017	5	1155	6128282	BOYS AND GIRLS CLUB	05D	LMC	\$2,341.44
2017	5	1155	6137867	BOYS AND GIRLS CLUB	05D	LMC	\$5,213.27
2017	5	1155	6151700	BOYS AND GIRLS CLUB	05D	LMC	\$3,142.89
2017	5	1155	6163954	BOYS AND GIRLS CLUB	05D	LMC	\$2,449.95
2017	5	1155	6165528	BOYS AND GIRLS CLUB	05D	LMC	\$1,491.07
2017	5	1155	6184582	BOYS AND GIRLS CLUB	05D	LMC	\$1,225.57
2017	5	1157	6111212	FRIENDLY HOUSE YEAR ROUND YOUTH PROGRAM	05D	LMC	\$10,611.75



Office of Community Planning and Development
U.S. Department of Housing and Urban Development
Integrated Disbursement and Information System
PR26 - CDBG Financial Summary Report
Program Year 2017
DAVENPORT, IA

DATE: 08-29-18
TIME: 15:04
PAGE: 3

Plan Year	IDIS Project	IDIS Activity	Voucher Number	Activity Name	Matrix Code	National Objective	Drawn Amount
2017	5	1157	6117252	FRIENDLY HOUSE YEAR ROUND YOUTH PROGRAM	05D	LMC	\$2,504.25
2017	5	1157	6137867	FRIENDLY HOUSE YEAR ROUND YOUTH PROGRAM	05D	LMC	\$4,078.25
2017	5	1157	6151700	FRIENDLY HOUSE YEAR ROUND YOUTH PROGRAM	05D	LMC	\$2,744.12
2017	5	1157	6163954	FRIENDLY HOUSE YEAR ROUND YOUTH PROGRAM	05D	LMC	\$5,625.00
2017	5	1157	6165528	FRIENDLY HOUSE YEAR ROUND YOUTH PROGRAM	05D	LMC	\$2,727.63
2017	5	1160	6111212	PROJECT RENEWAL	05D	LMC	\$7,628.25
2017	5	1160	6117252	PROJECT RENEWAL	05D	LMC	\$5,085.50
2017	5	1160	6128282	PROJECT RENEWAL	05D	LMC	\$2,542.75
2017	5	1160	6151700	PROJECT RENEWAL	05D	LMC	\$5,238.00
2017	5	1160	6165528	PROJECT RENEWAL	05D	LMC	\$5,238.00
2017	5	1160	6184582	PROJECT RENEWAL	05D	LMC	\$4,780.50
					05D	Matrix Code	\$115,887.00
2017	5	1156	6111212	FAMILY RESOURCES SAFEPATH	05G	LMC	\$7,812.10
2017	5	1156	6117252	FAMILY RESOURCES SAFEPATH	05G	LMC	\$2,095.92
2017	5	1156	6137867	FAMILY RESOURCES SAFEPATH	05G	LMC	\$3,143.89
2017	5	1156	6151700	FAMILY RESOURCES SAFEPATH	05G	LMC	\$3,143.88
2017	5	1156	6163954	FAMILY RESOURCES SAFEPATH	05G	LMC	\$3,143.88
2017	5	1156	6165528	FAMILY RESOURCES SAFEPATH	05G	LMC	\$1,047.96
2017	5	1156	6184582	FAMILY RESOURCES SAFEPATH	05G	LMC	\$4,715.82
					05G	Matrix Code	\$25,103.45
2017	5	1158	6117252	HUMILITY OF MARY HOUSING, INC.	05Z	LMC	\$933.00
2017	5	1158	6128282	HUMILITY OF MARY HOUSING, INC.	05Z	LMC	\$7,464.00
2017	5	1158	6137867	HUMILITY OF MARY HOUSING, INC.	05Z	LMC	\$2,664.00
2017	5	1158	6151700	HUMILITY OF MARY HOUSING, INC.	05Z	LMC	\$1,761.00
2017	5	1158	6163954	HUMILITY OF MARY HOUSING, INC.	05Z	LMC	\$3,282.00
2017	5	1158	6184582	HUMILITY OF MARY HOUSING, INC.	05Z	LMC	\$6,625.00
					05Z	Matrix Code	\$22,729.00
2017	2	1163	6104709	CDBG Downpayment Assistance Program	13B	LMH	\$2,500.00
2017	2	1163	6117252	CDBG Downpayment Assistance Program	13B	LMH	\$2,500.00
2017	2	1163	6128282	CDBG Downpayment Assistance Program	13B	LMH	\$2,500.00
2017	2	1163	6137867	CDBG Downpayment Assistance Program	13B	LMH	\$5,000.00
2017	2	1163	6151700	CDBG Downpayment Assistance Program	13B	LMH	\$10,000.00
2017	2	1163	6163948	CDBG Downpayment Assistance Program	13B	LMH	\$10,000.00
2017	2	1163	6165518	CDBG Downpayment Assistance Program	13B	LMH	\$4,450.00
2017	2	1163	6184582	CDBG Downpayment Assistance Program	13B	LMH	\$5,000.00
					13B	Matrix Code	\$41,950.00
2017	2	1149	6095653	CITY HOUSING REHAB RLF	14A	LMH	\$5,900.00
2017	2	1149	6095781	CITY HOUSING REHAB RLF	14A	LMH	\$25.90
2017	2	1149	6104709	CITY HOUSING REHAB RLF	14A	LMH	\$23,099.02
2017	2	1149	6111212	CITY HOUSING REHAB RLF	14A	LMH	\$17.00
2017	2	1149	6117244	CITY HOUSING REHAB RLF	14A	LMH	\$4,006.37
2017	2	1149	6117252	CITY HOUSING REHAB RLF	14A	LMH	\$10,372.65
2017	2	1149	6137867	CITY HOUSING REHAB RLF	14A	LMH	\$56.00
2017	2	1149	6151691	CITY HOUSING REHAB RLF	14A	LMH	\$16,385.70
2017	2	1149	6151700	CITY HOUSING REHAB RLF	14A	LMH	\$3,320.80
2017	2	1149	6163948	CITY HOUSING REHAB RLF	14A	LMH	\$7,430.34
2017	2	1149	6165518	CITY HOUSING REHAB RLF	14A	LMH	\$13,722.29
2017	2	1164	6111210	1501 Eastern	14A	LMH	\$9,396.04
2017	2	1164	6111212	1501 Eastern	14A	LMH	\$31,239.33
2017	2	1164	6117252	1501 Eastern	14A	LMH	\$26.29
2017	2	1164	6128274	1501 Eastern	14A	LMH	\$3,854.16
2017	2	1164	6128282	1501 Eastern	14A	LMH	\$50,353.31
2017	2	1164	6137858	1501 Eastern	14A	LMH	\$2,292.73
2017	2	1164	6137867	1501 Eastern	14A	LMH	\$12,707.27
2017	2	1164	6151700	1501 Eastern	14A	LMH	\$126.55
2017	2	1164	6163948	1501 Eastern	14A	LMH	\$93.99



Office of Community Planning and Development
U.S. Department of Housing and Urban Development
Integrated Disbursement and Information System
PR26 - CDBG Financial Summary Report
Program Year 2017
DAVENPORT , IA

DATE: 08-29-18
TIME: 15:04
PAGE: 4

Plan Year	IDIS Project	IDIS Activity	Voucher Number	Activity Name	Matrix Code	National Objective	Drawn Amount
2017	2	1164	6165518	1501 Eastern	14A	LMH	\$200.59
2017	2	1164	6184582	1501 Eastern	14A	LMH	\$3,186.00
2017	2	1170	6163948	1412 West 15th Street	14A	LMH	\$22.78
2017	2	1170	6165518	1412 West 15th Street	14A	LMH	\$18,980.73
2017	2	1170	6184571	1412 West 15th Street	14A	LMH	\$21,244.60
2017	2	1170	6184582	1412 West 15th Street	14A	LMH	\$27,293.36
					14A	Matrix Code	\$265,353.80
2017	2	1150	6095653	CITY HOUSING REHAB STAFF - CDBG	14H	LMH	\$10,017.29
2017	2	1150	6095655	CITY HOUSING REHAB STAFF - CDBG	14H	LMH	\$8,906.78
2017	2	1150	6095781	CITY HOUSING REHAB STAFF - CDBG	14H	LMH	\$11,417.34
2017	2	1150	6095856	CITY HOUSING REHAB STAFF - CDBG	14H	LMH	\$18,821.15
2017	2	1150	6101607	CITY HOUSING REHAB STAFF - CDBG	14H	LMH	\$14,815.41
2017	2	1150	6101612	CITY HOUSING REHAB STAFF - CDBG	14H	LMH	\$20,178.02
2017	2	1150	6104709	CITY HOUSING REHAB STAFF - CDBG	14H	LMH	\$10,818.45
2017	2	1150	6104711	CITY HOUSING REHAB STAFF - CDBG	14H	LMH	\$18,531.41
2017	2	1150	6111210	CITY HOUSING REHAB STAFF - CDBG	14H	LMH	\$11,005.83
2017	2	1150	6111212	CITY HOUSING REHAB STAFF - CDBG	14H	LMH	\$19,118.33
2017	2	1150	6117244	CITY HOUSING REHAB STAFF - CDBG	14H	LMH	\$11,005.84
2017	2	1150	6117252	CITY HOUSING REHAB STAFF - CDBG	14H	LMH	\$19,382.87
2017	2	1150	6128274	CITY HOUSING REHAB STAFF - CDBG	14H	LMH	\$10,834.70
2017	2	1150	6128282	CITY HOUSING REHAB STAFF - CDBG	14H	LMH	\$28,776.39
2017	2	1150	6137858	CITY HOUSING REHAB STAFF - CDBG	14H	LMH	\$10,975.21
2017	2	1150	6137867	CITY HOUSING REHAB STAFF - CDBG	14H	LMH	\$18,902.26
2017	2	1150	6151691	CITY HOUSING REHAB STAFF - CDBG	14H	LMH	\$14,896.69
2017	2	1150	6151700	CITY HOUSING REHAB STAFF - CDBG	14H	LMH	\$28,868.21
2017	2	1150	6163948	CITY HOUSING REHAB STAFF - CDBG	14H	LMH	\$17,528.41
2017	2	1150	6163954	CITY HOUSING REHAB STAFF - CDBG	14H	LMH	\$19,920.58
2017	2	1150	6165518	CITY HOUSING REHAB STAFF - CDBG	14H	LMH	\$13,850.31
2017	2	1150	6165528	CITY HOUSING REHAB STAFF - CDBG	14H	LMH	\$19,474.59
2017	2	1150	6184582	CITY HOUSING REHAB STAFF - CDBG	14H	LMH	\$31,138.70
2017	2	1150	6184953	CITY HOUSING REHAB STAFF - CDBG	14H	LMH	\$14,009.21
					14H	Matrix Code	\$403,193.98
2015	3	1104	6095653	Tanner Reid d/b/a Vibrant Mobile Detail	18A	LMJ	\$641.02
2015	3	1104	6095856	Tanner Reid d/b/a Vibrant Mobile Detail	18A	LMJ	\$1,063.02
2017	3	1137	6095653	Panini and Friends	18A	LMJ	\$2,810.00
2017	3	1137	6095856	Panini and Friends	18A	LMJ	\$5,760.06
2017	3	1137	6101612	Panini and Friends	18A	LMJ	\$11,429.94
2017	3	1153	6095653	CITY ECONOMIC DEVELOPMENT ADMIN	18A	LMJ	\$1,412.79
2017	3	1153	6095781	CITY ECONOMIC DEVELOPMENT ADMIN	18A	LMJ	\$2,566.91
2017	3	1153	6101607	CITY ECONOMIC DEVELOPMENT ADMIN	18A	LMJ	\$7,299.75
2017	3	1153	6104709	CITY ECONOMIC DEVELOPMENT ADMIN	18A	LMJ	\$2,873.01
2017	3	1153	6111210	CITY ECONOMIC DEVELOPMENT ADMIN	18A	LMJ	\$2,850.52
2017	3	1153	6117244	CITY ECONOMIC DEVELOPMENT ADMIN	18A	LMJ	\$2,850.53
2017	3	1153	6128274	CITY ECONOMIC DEVELOPMENT ADMIN	18A	LMJ	\$4,624.48
2017	3	1153	6137858	CITY ECONOMIC DEVELOPMENT ADMIN	18A	LMJ	\$3,294.55
2017	3	1153	6151691	CITY ECONOMIC DEVELOPMENT ADMIN	18A	LMJ	\$6,868.68
2017	3	1153	6163948	CITY ECONOMIC DEVELOPMENT ADMIN	18A	LMJ	\$3,294.76
2017	3	1153	6165518	CITY ECONOMIC DEVELOPMENT ADMIN	18A	LMJ	\$3,294.76
2017	3	1153	6184571	CITY ECONOMIC DEVELOPMENT ADMIN	18A	LMJ	\$4,564.10
2017	3	1167	6137858	Polished Hair Lounge	18A	LMJ	\$10,219.94
2017	3	1167	6137867	Polished Hair Lounge	18A	LMJ	\$6,763.52
2017	3	1167	6151700	Polished Hair Lounge	18A	LMJ	\$1,086.54
2017	3	1168	6151691	Sweetest Hair Boutique	18A	LMJ	\$8,670.06
2017	3	1168	6151700	Sweetest Hair Boutique	18A	LMJ	\$5,808.78
2017	3	1168	6163954	Sweetest Hair Boutique	18A	LMJ	\$3,110.63
2017	3	1168	6165528	Sweetest Hair Boutique	18A	LMJ	\$2,430.53



Office of Community Planning and Development
U.S. Department of Housing and Urban Development
Integrated Disbursement and Information System
PR26 - CDBG Financial Summary Report
Program Year 2017
DAVENPORT, IA

DATE: 08-29-18
TIME: 15:04
PAGE: 5

Plan Year	IDIS Project	IDIS Activity	Voucher Number	Activity Name	Matrix Code	National Objective	Drawn Amount
2017	3	1169	6163948	Coco&Gio, LLC	18A	LMJ	\$13,545.78
2017	3	1169	6163954	Coco&Gio, LLC	18A	LMJ	\$7,529.23
2017	3	1169	6165518	Coco&Gio, LLC	18A	LMJ	\$9,550.11
2017	3	1169	6165528	Coco&Gio, LLC	18A	LMJ	\$115,581.70
2017	3	1169	6184953	Coco&Gio, LLC	18A	LMJ	\$1,096.04
2017	3	1169	6184954	Coco&Gio, LLC	18A	LMJ	\$47,688.35
					18A	Matrix Code	\$300,580.09
Total							\$1,545,106.19

LINE 27 DETAIL: ACTIVITIES INCLUDED IN THE COMPUTATION OF LINE 27

Plan Year	IDIS Project	IDIS Activity	Voucher Number	Activity Name	Matrix Code	National Objective	Drawn Amount
2017	5	1159	6117252	HUMILITY OF MARY SHELTER	03T	LMC	\$6,636.00
2017	5	1159	6128282	HUMILITY OF MARY SHELTER	03T	LMC	\$1,896.00
2017	5	1159	6137867	HUMILITY OF MARY SHELTER	03T	LMC	\$2,979.00
2017	5	1159	6151700	HUMILITY OF MARY SHELTER	03T	LMC	\$2,001.00
2017	5	1159	6163954	HUMILITY OF MARY SHELTER	03T	LMC	\$4,242.00
2017	5	1159	6165528	HUMILITY OF MARY SHELTER	03T	LMC	\$1,896.00
2017	5	1159	6184582	HUMILITY OF MARY SHELTER	03T	LMC	\$858.00
2017	5	1161	6111212	SALVATION ARMY EMERGENCY SHELTER	03T	LMC	\$7,227.00
2017	5	1161	6128282	SALVATION ARMY EMERGENCY SHELTER	03T	LMC	\$3,212.00
2017	5	1161	6151700	SALVATION ARMY EMERGENCY SHELTER	03T	LMC	\$1,606.00
2017	5	1161	6184582	SALVATION ARMY EMERGENCY SHELTER	03T	LMC	\$5,122.94
					03T	Matrix Code	\$37,675.94
2017	5	1162	6111212	VERA FRENCH COMM. MENTAL HEALTH CTR	05B	LMC	\$4,241.02
2017	5	1162	6128282	VERA FRENCH COMM. MENTAL HEALTH CTR	05B	LMC	\$5,647.51
2017	5	1162	6151700	VERA FRENCH COMM. MENTAL HEALTH CTR	05B	LMC	\$1,663.20
2017	5	1162	6165528	VERA FRENCH COMM. MENTAL HEALTH CTR	05B	LMC	\$3,326.40
2017	5	1162	6184582	VERA FRENCH COMM. MENTAL HEALTH CTR	05B	LMC	\$4,740.12
					05B	Matrix Code	\$19,618.25
2017	5	1154	6111212	BIG BROTHERS BIG SISTERS OF THE QUAD CITIES	05D	LMC	\$9,963.00
2017	5	1154	6117252	BIG BROTHERS BIG SISTERS OF THE QUAD CITIES	05D	LMC	\$1,107.00
2017	5	1154	6128282	BIG BROTHERS BIG SISTERS OF THE QUAD CITIES	05D	LMC	\$2,214.00
2017	5	1154	6137867	BIG BROTHERS BIG SISTERS OF THE QUAD CITIES	05D	LMC	\$2,214.00
2017	5	1154	6151700	BIG BROTHERS BIG SISTERS OF THE QUAD CITIES	05D	LMC	\$3,321.00
2017	5	1154	6163954	BIG BROTHERS BIG SISTERS OF THE QUAD CITIES	05D	LMC	\$3,321.00
2017	5	1154	6165528	BIG BROTHERS BIG SISTERS OF THE QUAD CITIES	05D	LMC	\$2,214.00
2017	5	1154	6184582	BIG BROTHERS BIG SISTERS OF THE QUAD CITIES	05D	LMC	\$4,409.00
2017	5	1155	6111212	BOYS AND GIRLS CLUB	05D	LMC	\$8,470.32
2017	5	1155	6117252	BOYS AND GIRLS CLUB	05D	LMC	\$3,985.49
2017	5	1155	6128282	BOYS AND GIRLS CLUB	05D	LMC	\$2,341.44
2017	5	1155	6137867	BOYS AND GIRLS CLUB	05D	LMC	\$5,213.27
2017	5	1155	6151700	BOYS AND GIRLS CLUB	05D	LMC	\$3,142.89
2017	5	1155	6163954	BOYS AND GIRLS CLUB	05D	LMC	\$2,449.95
2017	5	1155	6165528	BOYS AND GIRLS CLUB	05D	LMC	\$1,491.07
2017	5	1155	6184582	BOYS AND GIRLS CLUB	05D	LMC	\$1,225.57
2017	5	1157	6111212	FRIENDLY HOUSE YEAR ROUND YOUTH PROGRAM	05D	LMC	\$10,611.75
2017	5	1157	6117252	FRIENDLY HOUSE YEAR ROUND YOUTH PROGRAM	05D	LMC	\$2,504.25
2017	5	1157	6137867	FRIENDLY HOUSE YEAR ROUND YOUTH PROGRAM	05D	LMC	\$4,078.25
2017	5	1157	6151700	FRIENDLY HOUSE YEAR ROUND YOUTH PROGRAM	05D	LMC	\$2,744.12
2017	5	1157	6163954	FRIENDLY HOUSE YEAR ROUND YOUTH PROGRAM	05D	LMC	\$5,625.00
2017	5	1157	6165528	FRIENDLY HOUSE YEAR ROUND YOUTH PROGRAM	05D	LMC	\$2,727.63
2017	5	1160	6111212	PROJECT RENEWAL	05D	LMC	\$7,628.25
2017	5	1160	6117252	PROJECT RENEWAL	05D	LMC	\$5,085.50
2017	5	1160	6128282	PROJECT RENEWAL	05D	LMC	\$2,542.75



Office of Community Planning and Development
U.S. Department of Housing and Urban Development
Integrated Disbursement and Information System
PR26 - CDBG Financial Summary Report
Program Year 2017
DAVENPORT, IA

DATE: 08-29-18
TIME: 15:04
PAGE: 6

Plan Year	IDIS Project	IDIS Activity	Voucher Number	Activity Name	Matrix Code	National Objective	Drawn Amount
2017	5	1160	6151700	PROJECT RENEWAL	05D	LMC	\$5,238.00
2017	5	1160	6165528	PROJECT RENEWAL	05D	LMC	\$5,238.00
2017	5	1160	6184582	PROJECT RENEWAL	05D	LMC	\$4,780.50
					05D	Matrix Code	\$115,887.00
2017	5	1156	6111212	FAMILY RESOURCES SAFEPATH	05G	LMC	\$7,812.10
2017	5	1156	6117252	FAMILY RESOURCES SAFEPATH	05G	LMC	\$2,095.92
2017	5	1156	6137867	FAMILY RESOURCES SAFEPATH	05G	LMC	\$3,143.89
2017	5	1156	6151700	FAMILY RESOURCES SAFEPATH	05G	LMC	\$3,143.88
2017	5	1156	6163954	FAMILY RESOURCES SAFEPATH	05G	LMC	\$3,143.88
2017	5	1156	6165528	FAMILY RESOURCES SAFEPATH	05G	LMC	\$1,047.96
2017	5	1156	6184582	FAMILY RESOURCES SAFEPATH	05G	LMC	\$4,715.82
					05G	Matrix Code	\$25,103.45
2017	5	1158	6117252	HUMILITY OF MARY HOUSING, INC.	05Z	LMC	\$933.00
2017	5	1158	6128282	HUMILITY OF MARY HOUSING, INC.	05Z	LMC	\$7,464.00
2017	5	1158	6137867	HUMILITY OF MARY HOUSING, INC.	05Z	LMC	\$2,664.00
2017	5	1158	6151700	HUMILITY OF MARY HOUSING, INC.	05Z	LMC	\$1,761.00
2017	5	1158	6163954	HUMILITY OF MARY HOUSING, INC.	05Z	LMC	\$3,282.00
2017	5	1158	6184582	HUMILITY OF MARY HOUSING, INC.	05Z	LMC	\$6,625.00
					05Z	Matrix Code	\$22,729.00
Total							\$221,013.64

LINE 37 DETAIL: ACTIVITIES INCLUDED IN THE COMPUTATION OF LINE 37

Plan Year	IDIS Project	IDIS Activity	Voucher Number	Activity Name	Matrix Code	National Objective	Drawn Amount
2017	1	1148	6095855	CITY ADMINISTRATION/PLANNING	21A		\$22,335.09
2017	1	1148	6095856	CITY ADMINISTRATION/PLANNING	21A		\$24,833.07
2017	1	1148	6101612	CITY ADMINISTRATION/PLANNING	21A		\$27,169.74
2017	1	1148	6103031	CITY ADMINISTRATION/PLANNING	21A		\$7.00
2017	1	1148	6104711	CITY ADMINISTRATION/PLANNING	21A		\$21,131.07
2017	1	1148	6111210	CITY ADMINISTRATION/PLANNING	21A		\$589.50
2017	1	1148	6111212	CITY ADMINISTRATION/PLANNING	21A		\$20,434.39
2017	1	1148	6117661	CITY ADMINISTRATION/PLANNING	21A		\$21,710.04
2017	1	1148	6128282	CITY ADMINISTRATION/PLANNING	21A		\$14,181.94
2017	1	1148	6137867	CITY ADMINISTRATION/PLANNING	21A		\$23,846.84
2017	1	1148	6151700	CITY ADMINISTRATION/PLANNING	21A		\$27,089.94
2017	1	1148	6163948	CITY ADMINISTRATION/PLANNING	21A		\$8,145.61
2017	1	1148	6163954	CITY ADMINISTRATION/PLANNING	21A		\$14,000.00
2017	1	1148	6165518	CITY ADMINISTRATION/PLANNING	21A		\$8,938.66
2017	1	1148	6165528	CITY ADMINISTRATION/PLANNING	21A		\$14,000.00
2017	1	1148	6184582	CITY ADMINISTRATION/PLANNING	21A		\$15,297.88
2017	1	1148	6184953	CITY ADMINISTRATION/PLANNING	21A		\$13,529.50
					21A	Matrix Code	\$277,240.27
Total							\$277,240.27